

Clartan - Valeurs D / LU1100076634 / A12GBJ / Clartan Associés

Last 09/30/2024 ¹	Region	Branch	Type of yield	Type
123.84 EUR	Worldwide	Mixed Fund/Focus Equity	paying dividend	Mixed Fund



Risk key figures

SRI	1	2	3	4	5	6	7
Mountain-View Funds Rating ²							
EDA ³	64						

Yearly Performance

2023	+22.81%
2022	-6.16%
2021	+9.56%
2020	-12.07%
2019	+25.57%

Master data		Conditions		Other figures	
Fund type	Single fund	Issue surcharge	3.00%	Minimum investment	EUR 100.00
Category	Mixed Fund	Planned administr. fee	0.00%	Savings plan	-
Sub category	Mixed Fund/Focus Equity	Deposit fees	0.04%	UCITS / OGAW	Yes
Fund domicile	Luxembourg	Redemption charge	0.00%	Performance fee	0.00%
Tranch volume	(09/30/2024) EUR 5.19 mill.	Ongoing charges	-	Redeployment fee	0.00%
Total volume	(08/30/2024) EUR 568.00 mill.	Dividends		Investment company	
Launch date	2/23/2015	25.04.2024	4.72 EUR	Clartan Associés	
KESt report funds	Yes	27.04.2023	3.47 EUR	11, avenue Myron Herrick, 75008, Paris	
Business year start	01.01.	06.05.2022	3.84 EUR	France	
Sustainability type	-	30.04.2021	4.16 EUR	www.clartan.com/de	
Fund manager	Nicolas Descoqs, Marilou Goueffon, Michel Legros	23.04.2020	4.99 EUR		

Performance	1M	6M	YTD	1Y	2Y	3Y	5Y	Since start
Performance	+0.91%	-0.40%	+8.99%	+18.06%	+47.02%	+26.87%	+27.23%	+59.86%
Performance p.a.	-	-	-	+18.12%	+21.22%	+8.25%	+4.93%	+5.00%
Sharpe ratio	0.50	-0.30	0.72	1.21	1.39	0.33	0.09	0.11
Volatility	15.83%	13.59%	12.33%	12.27%	12.90%	14.84%	17.16%	15.07%
Worst month	-	-2.11%	-2.11%	-4.57%	-5.56%	-9.43%	-16.39%	-16.39%
Best month	-	5.60%	5.60%	7.25%	8.08%	8.08%	19.48%	19.48%
Maximum loss	-4.97%	-11.66%	-11.66%	-11.66%	-11.66%	-19.65%	-35.14%	-

Distribution permission

Austria, Germany, Switzerland, Czech Republic

¹ Important note on update status: The displayed date refers exclusively to the calculation of the NAV.

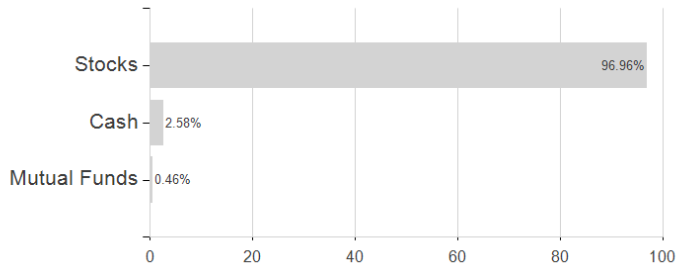
² The Mountain-View Data Fund Rating calculates a comparative ranking for funds using yield, volatility and trend data. For more information visit [MVD Funds Rating](#)

³ Displays the Ethical-Dynamical Ratio calculated according to standard criteria. The maximum value is 100. For more information visit [EDA](#)

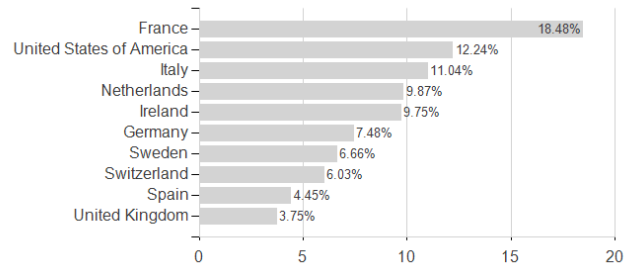
Clartan - Valeurs D / LU1100076634 / A12GBJ / Clartan Associés

Assessment Structure

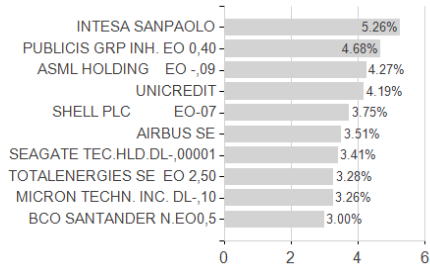
Assets



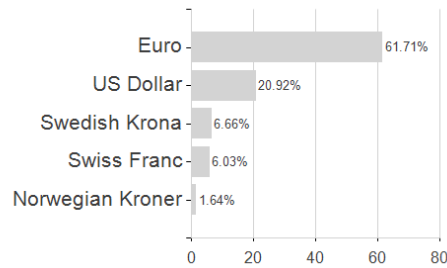
Countries



Largest positions



Currencies



Branches

