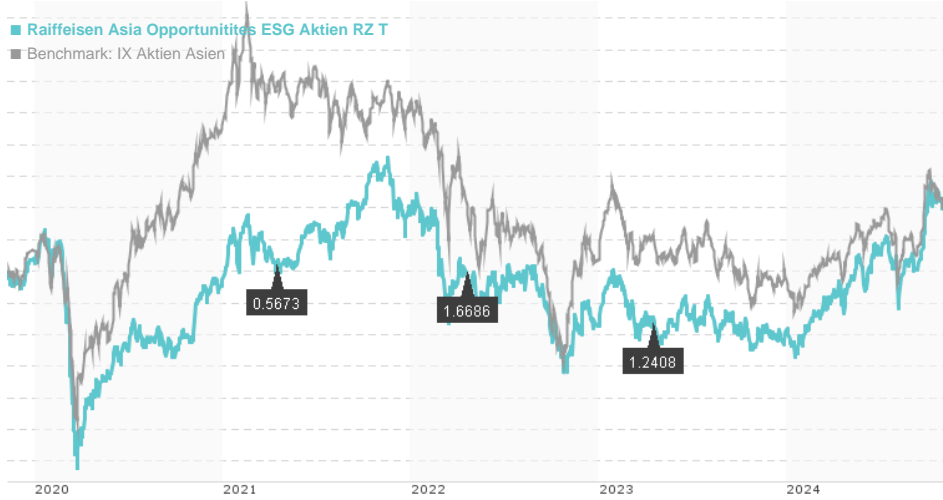


Raiffeisen Asia Opportunitites ESG Aktien RZ T / AT000A1TVV0 / 0A1TVV / Raiffeisen KAG

Last 11/08/2024 <sup>1</sup>	Region	Branch	Type of yield	Type
125.29 EUR	Asia	Mixed Sectors	reinvestment	Equity Fund



Risk key figures

SRI	1	2	3	4	5	6	7
Mountain-View Funds Rating <sup>2</sup>	EDA <sup>3</sup>						
	78						

Yearly Performance

2023	-1.17%
2022	-16.27%
2021	+10.74%
2020	-3.07%
2019	+23.03%

Master data		Conditions		Other figures	
Fund type	Single fund	Issue surcharge	5.00%	Minimum investment	UNT 0
Category	Equity	Planned administr. fee	0.00%	Savings plan	-
Sub category	Mixed Sectors	Deposit fees	0.00%	UCITS / OGAW	Yes
Fund domicile	Austria	Redemption charge	0.00%	Performance fee	0.00%
Tranch volume	(11/08/2024) EUR 33.19 mill.	Ongoing charges	-	Redeployment fee	0.00%
Total volume	(11/08/2024) EUR 471.42 mill.	Dividends		Investment company	
Launch date	4/3/2017	17.04.2023	1.24 EUR	Raiffeisen KAG	
KESt report funds	Yes	19.04.2022	1.67 EUR	Mooslackengasse 12, 1190, Wien	
Business year start	01.02.	15.04.2021	0.57 EUR	Austria	
Sustainability type	Ethics/ecology	15.04.2020	1.35 EUR	https://www.rcm.at	
Fund manager	TEAM	15.04.2019	1.27 EUR		

Performance	1M	6M	YTD	1Y	2Y	3Y	5Y	Since start
Performance	-2.23%	+12.50%	+23.56%	+23.11%	+26.75%	-2.83%	+11.40%	+34.99%
Performance p.a.	-	-	-	+23.04%	+12.56%	-0.95%	+2.18%	+4.02%
Sharpe ratio	-1.65	1.40	1.64	1.34	0.63	-0.24	-0.05	0.06
Volatility	15.98%	16.59%	15.30%	15.02%	15.23%	16.53%	17.20%	15.43%
Worst month	-	-2.42%	-2.42%	-2.42%	-5.60%	-9.83%	-24.90%	-24.90%
Best month	-	7.28%	7.28%	7.28%	10.16%	10.16%	13.87%	13.87%
Maximum loss	-3.86%	-10.86%	-10.86%	-10.86%	-13.76%	-28.70%	-35.34%	-

Distribution permission

Austria, Germany, Switzerland, Czech Republic

<sup>1</sup> Important note on update status: The displayed date refers exclusively to the calculation of the NAV.

<sup>2</sup> The Mountain-View Data Fund Rating calculates a comparative ranking for funds using yield, volatility and trend data. For more information visit [MVD Funds Rating](#)

<sup>3</sup> Displays the Ethical-Dynamical Ratio calculated according to standard criteria. The maximum value is 100. For more information visit [EDA](#)

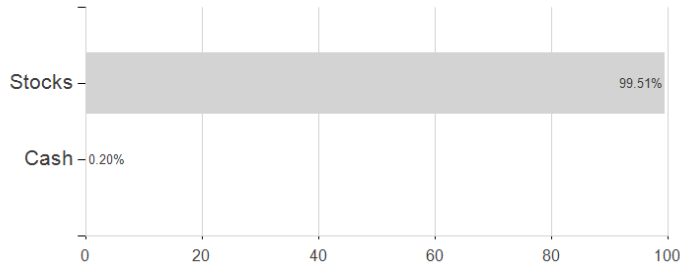
**Raiffeisen Asia Opportunitites ESG Aktien RZ T / AT000A1TVV0 / 0A1TVV / Raiffeisen KAG**

**Investment goal**

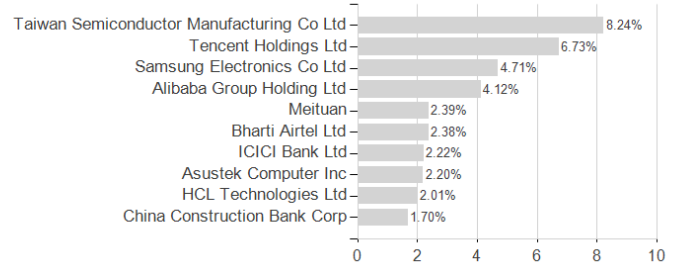
Raiffeisen-Eurasia-Equities invests in stocks issued by companies with solid fundamentals in countries on track for economic and political convergence. Investment is focused mainly on China, India, Russia and Turkey. Along with the development opportunities in these Emerging Markets, one must expect considerably stronger fluctuations in share prices and exchange rates.

**Assessment Structure**

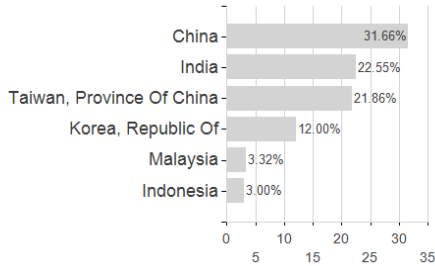
**Assets**



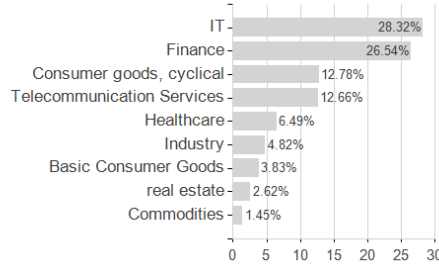
**Largest positions**



**Countries**



**Branches**



**Currencies**

