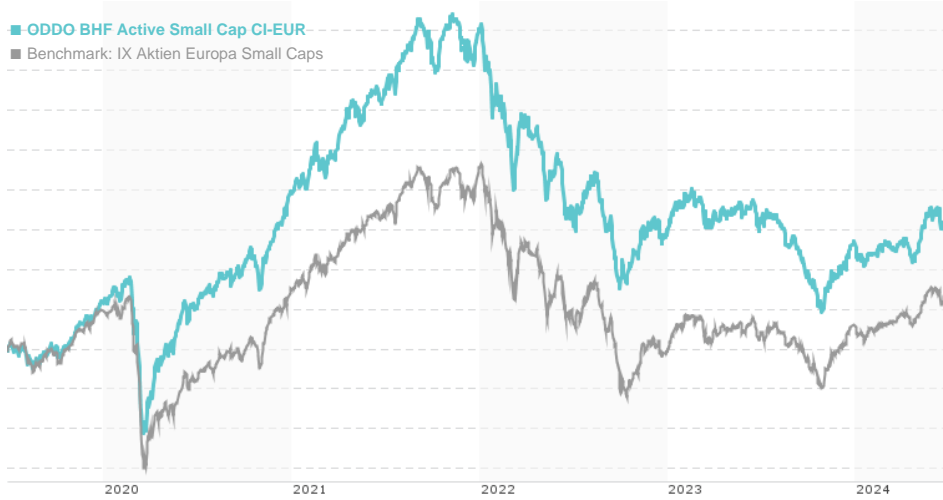


**ODDO BHF Active Small Cap CI-EUR / FR0011606276 / A2AA5V / ODDO BHF AM SAS**

Last 06/25/2024 <sup>1</sup>	Region	Branch	Type of yield	Type
2347.84 EUR	Europe	Mixed Sectors	reinvestment	Equity Fund



**Risk key figures**

SRI	1	2	3	4	5	6	7
Mountain-View Funds Rating <sup>2</sup>	EDA <sup>3</sup>						
	85						

**Yearly Performance**

2023	-1.34%
2022	-28.57%
2021	+29.67%
2020	+24.49%
2019	+37.75%

Master data		Conditions		Other figures	
Fund type	Single fund	Issue surcharge	4.00%	Minimum investment	EUR 250,000.00
Category	Equity	Planned administr. fee	0.00%	Savings plan	-
Sub category	Mixed Sectors	Deposit fees	0.00%	UCITS / OGAW	Yes
Fund domicile	France	Redemption charge	0.00%	Performance fee	20.00%
Tranch volume	(06/25/2024) EUR 143.06 mill.	Ongoing charges	-	Redeployment fee	0.00%
Total volume	(06/25/2024) EUR 383.27 mill.	Dividends		Investment company	
Launch date	11/26/2013	ODDO BHF AM SAS			
KESt report funds	Yes	12 Bd de la Madeleine, 75440, Paris Cedex 09			
Business year start	01.04.	France			
Sustainability type	-	www.am.oddo-bhf.com			
Fund manager	Guillaume CHIEUSSE, Armel COVILLE, Tanguy DE MONVAL				

Performance	1M	6M	YTD	1Y	2Y	3Y	5Y	Since start
Performance	-5.07%	+1.71%	+1.31%	-1.17%	-5.38%	-20.92%	+29.51%	+134.78%
Performance p.a.	-	-	-	-1.17%	-2.73%	-7.52%	+5.30%	+8.40%
Sharpe ratio	-3.16	-0.02	-0.08	-0.37	-0.45	-0.70	0.10	0.31
Volatility	16.38%	12.04%	12.24%	13.06%	14.28%	16.05%	16.81%	15.33%
Worst month	-	-4.49%	-4.49%	-7.33%	-11.14%	-11.14%	-14.14%	-14.14%
Best month	-	8.14%	8.14%	8.56%	8.56%	8.56%	12.57%	12.57%
Maximum loss	-5.12%	-5.12%	-5.12%	-19.01%	-24.26%	-40.59%	-40.59%	-

**Distribution permission**

Austria, Germany, Switzerland

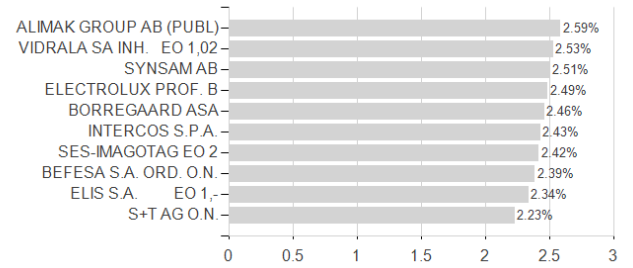
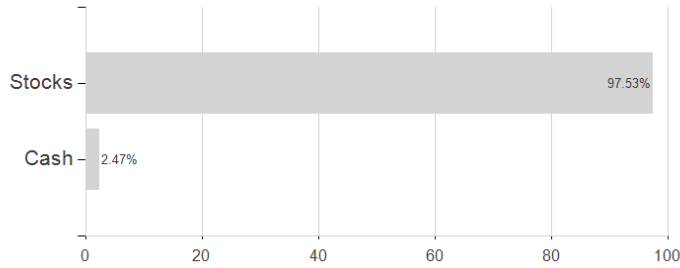
<sup>1</sup> Important note on update status: The displayed date refers exclusively to the calculation of the NAV.  
<sup>2</sup> The Mountain-View Data Fund Rating calculates a comparative ranking for funds using yield, volatility and trend data. For more information visit [MVD Funds Rating](#)  
<sup>3</sup> Displays the Ethical-Dynamical Ratio calculated according to standard criteria. The maximum value is 100. For more information visit [EDA](#)

**ODDO BHF Active Small Cap CI-EUR / FR0011606276 / A2AA5V / ODDO BHF AM SAS**

Assessment Structure

Assets

Largest positions



Countries

Branches

Currencies

