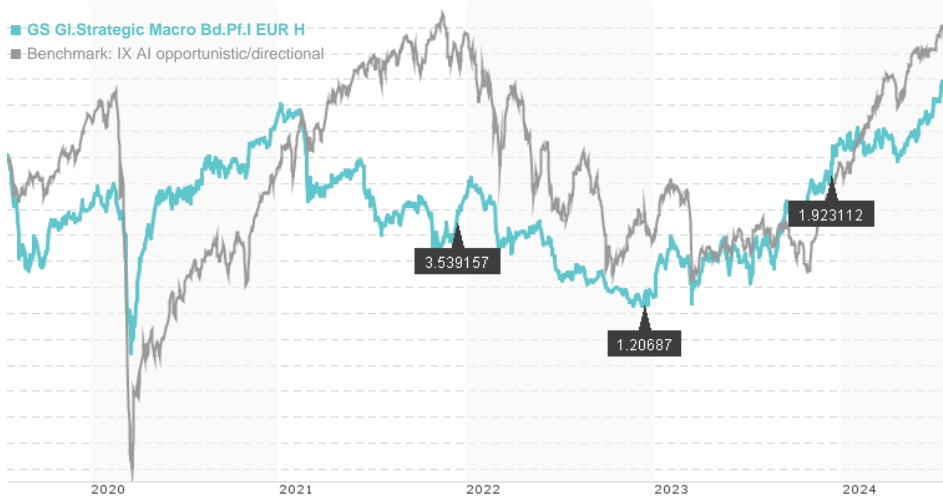


GS GI.Strategic Macro Bd.Pf.I EUR H / LU1135778865 / A12FCQ / Goldman Sachs AM BV

| | | | | |
|------------------------------|-----------|-------------------------------|-----------------|----------------------|
| Last 07/23/2024 ¹ | Region | Branch | Type of yield | Type |
| 82.91 EUR | Worldwide | AI Hedgefonds Single Strategy | paying dividend | Alternative Investm. |



Risk key figures

| | | | | | | | |
|---|------------------|---|---|---|---|---|---|
| SRI | 1 | 2 | 3 | 4 | 5 | 6 | 7 |
| Mountain-View Funds Rating ² | EDA ³ | | | | | | |
| | - | | | | | | |

Yearly Performance

| | |
|------|--------|
| 2023 | +6.39% |
| 2022 | -3.92% |
| 2021 | -3.14% |
| 2020 | +3.69% |
| 2019 | +1.78% |

| Master data | | Conditions | | Other figures | |
|---------------------|-------------------------------|------------------------|----------|---------------------------------|------------------|
| Fund type | Single fund | Issue surcharge | 0.00% | Minimum investment | EUR 1,000,000.00 |
| Category | Alternative Investments | Planned administr. fee | 0.00% | Savings plan | - |
| Sub category | AI Hedgefonds Single Strategy | Deposit fees | 0.00% | UCITS / OGAW | Yes |
| Fund domicile | Luxembourg | Redemption charge | 0.00% | Performance fee | 15.00% |
| Tranch volume | (07/22/2024) USD 0.030 mill. | Ongoing charges | - | Redeployment fee | 0.00% |
| Total volume | (07/22/2024) USD 169.45 mill. | Dividends | | Investment company | |
| Launch date | 11/14/2014 | 11.12.2023 | 1.92 EUR | Goldman Sachs AM BV | |
| KESt report funds | Yes | 12.12.2022 | 1.21 EUR | Schenkade 65, 2509, LL Den Haag | |
| Business year start | 01.12. | 13.12.2021 | 3.54 EUR | Netherlands | |
| Sustainability type | - | 14.12.2020 | 3.19 EUR | www.gsam.com | |
| Fund manager | Sophia Ferguson | 09.12.2019 | 2.65 EUR | | |

| Performance | 1M | 6M | YTD | 1Y | 2Y | 3Y | 5Y | Since start |
|------------------|--------|--------|--------|--------|--------|--------|--------|-------------|
| Performance | +1.20% | +2.42% | +2.19% | +6.58% | +7.92% | +5.54% | +2.91% | +0.07% |
| Performance p.a. | - | - | - | +6.58% | +3.89% | +1.81% | +0.57% | +0.01% |
| Sharpe ratio | 4.80 | 0.48 | 0.11 | 0.99 | 0.07 | -0.64 | -0.92 | -1.12 |
| Volatility | 2.59% | 2.52% | 2.58% | 2.93% | 2.92% | 2.95% | 3.39% | 3.30% |
| Worst month | - | -0.81% | -0.81% | -0.81% | -0.81% | -2.21% | -3.67% | -3.67% |
| Best month | - | 1.24% | 1.39% | 1.39% | 1.92% | 1.92% | 2.95% | 2.95% |
| Maximum loss | -0.30% | -1.30% | -1.30% | -1.56% | -2.70% | -4.98% | -7.64% | - |

Distribution permission

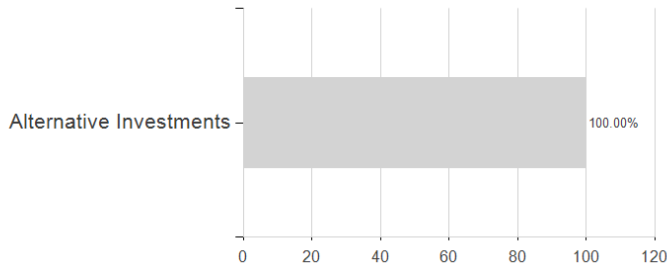
Austria, Germany, Switzerland

1 Important note on update status: The displayed date refers exclusively to the calculation of the NAV.
 2 The Mountain-View Data Fund Rating calculates a comparative ranking for funds using yield, volatility and trend data. For more information visit [MVD Funds Rating](#)
 3 Displays the Ethical-Dynamical Ratio calculated according to standard criteria. The maximum value is 100. For more information visit [EDA](#)

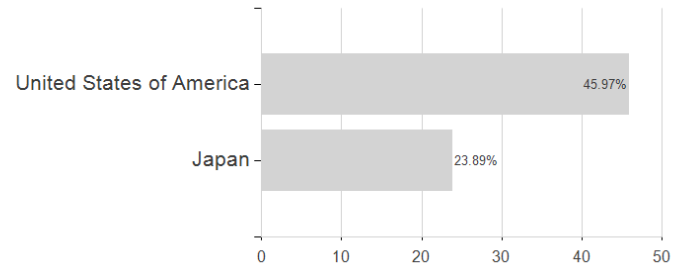
GS GI.Strategic Macro Bd.Pf.I EUR H / LU1135778865 / A12FCQ / Goldman Sachs AM BV

Assessment Structure

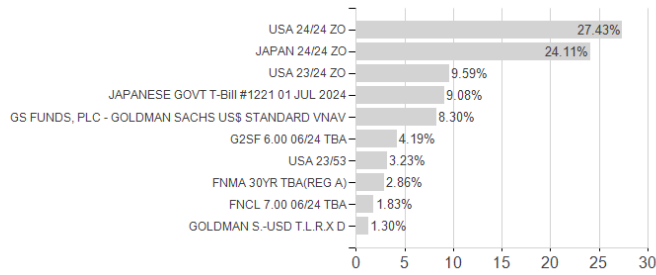
Assets



Countries



Largest positions



Currencies

