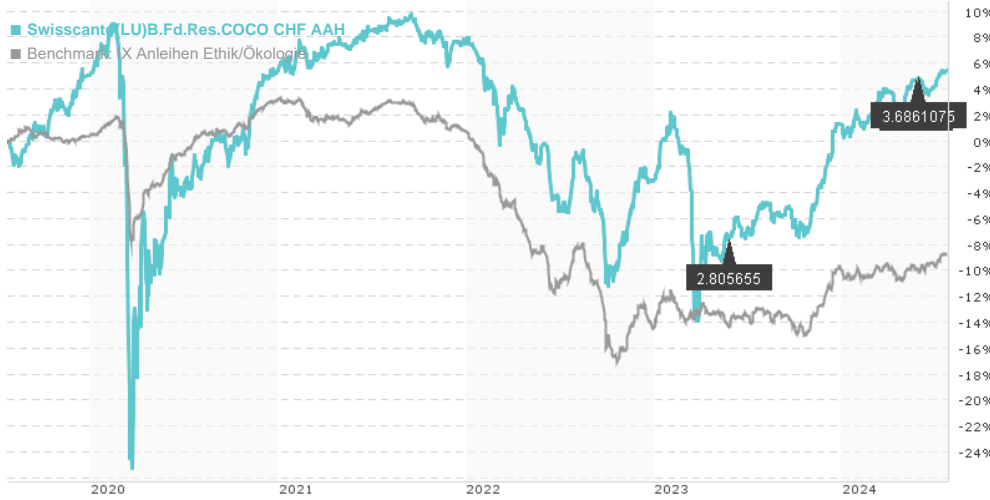


Swisscanto(LU)B.Fd.Res.COCO CHF AAH / LU1100907903 / A1194F / Swisscanto AM Int.

| | | | | |
|------------------------------|-----------|-------------------|-----------------|-------------------|
| Last 07/23/2024 ¹ | Region | Branch | Type of yield | Type |
| 89.30 CHF | Worldwide | Convertible Bonds | paying dividend | Fixed-Income Fund |



Risk key figures

| | | | | | | | |
|-----------------------------------------|------------------|---|---|---|---|---|---|
| SRI | 1 | 2 | 3 | 4 | 5 | 6 | 7 |
| Mountain-View Funds Rating ² | EDA ³ | | | | | | |
| | 79 | | | | | | |

Yearly Performance

| | |
|------|---------|
| 2023 | +4.59% |
| 2022 | -10.17% |
| 2021 | +2.31% |
| 2020 | +0.38% |
| 2019 | +16.94% |

| Master data | | Conditions | | Other figures | |
|---------------------|-------------------------------|------------------------|----------|--------------------------------------|---------------|
| Fund type | Single fund | Issue surcharge | 3.00% | Minimum investment | EUR 10,000.00 |
| Category | Bonds | Planned administr. fee | 0.00% | Savings plan | - |
| Sub category | Convertible Bonds | Deposit fees | 0.00% | UCITS / OGAW | Yes |
| Fund domicile | Luxembourg | Redemption charge | 0.00% | Performance fee | 0.00% |
| Tranch volume | (07/23/2024) EUR 9.93 mill. | Ongoing charges | - | Redeployment fee | 0.00% |
| Total volume | (07/23/2024) EUR 415.64 mill. | Dividends | | Investment company | |
| Launch date | 8/18/2014 | 28.05.2024 | 3.69 CHF | Swisscanto AM Int. | |
| KESt report funds | Yes | 23.05.2024 | 0.73 CHF | Rue de Bitbourg 19, 1273, Luxembourg | |
| Business year start | 01.02. | 25.05.2023 | 2.81 CHF | Luxembourg | |
| Sustainability type | Ethics/ecology | 23.05.2023 | 1.44 CHF | https://www.swisscanto.lu | |
| Fund manager | Zürcher Kantonalbank | 19.05.2022 | 3.25 CHF | | |

| Performance | 1M | 6M | YTD | 1Y | 2Y | 3Y | 5Y | Since start |
|------------------|--------|--------|--------|---------|---------|---------|---------|-------------|
| Performance | +1.41% | +4.35% | +4.06% | +11.12% | +8.99% | -3.05% | +5.89% | +20.49% |
| Performance p.a. | - | - | - | +11.12% | +4.41% | -1.03% | +1.15% | +2.57% |
| Sharpe ratio | 8.97 | 1.35 | 0.93 | 1.69 | 0.07 | -0.57 | -0.21 | -0.11 |
| Volatility | 1.73% | 3.84% | 4.00% | 4.42% | 9.47% | 8.37% | 12.26% | 10.61% |
| Worst month | - | -1.33% | -1.33% | -1.33% | -9.42% | -9.42% | -16.97% | -16.97% |
| Best month | - | 2.08% | 3.67% | 4.42% | 4.42% | 4.42% | 5.26% | 5.26% |
| Maximum loss | -0.11% | -2.29% | -2.29% | -2.92% | -15.69% | -21.52% | -31.47% | - |

Distribution permission

Austria, Germany, Switzerland

1 Important note on update status: The displayed date refers exclusively to the calculation of the NAV.
 2 The Mountain-View Data Fund Rating calculates a comparative ranking for funds using yield, volatility and trend data. For more information visit [MVD Funds Rating](#)
 3 Displays the Ethical-Dynamical Ratio calculated according to standard criteria. The maximum value is 100. For more information visit [EDA](#)

Swisscanto(LU)B.Fd.Res.COCO CHF AAH / LU1100907903 / A1194F / Swisscanto AM Int.

Investment strategy

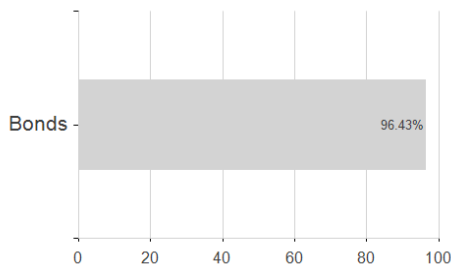
The fund invests at least 51% of its assets in debt securities of financial institutions, particularly in contingent convertible instruments (CoCos), which in some cases may be subject to compulsory conversion to equity (shares) or partly written off, and in subordinated bonds. Up to a maximum of 20% of the fund assets can be held in shares. At least 2/3 of the investments are selected by systematically taking into account ESG criteria in accordance with responsibility requirements. The fund is classified under Article 8 of Regulation (EU) 2019/2088 of the European Parliament and of the Council of 27 November 2019 on sustainability-related disclosures in the financial services sector («SFDR»).

Investment goal


The investment objective is to preserve the capital on a long-term basis and to generate an adequate return by investing primarily in contingent convertible instruments worldwide.

Assessment Structure

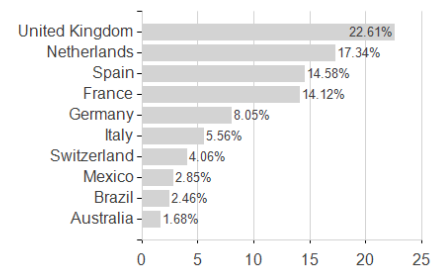
Assets



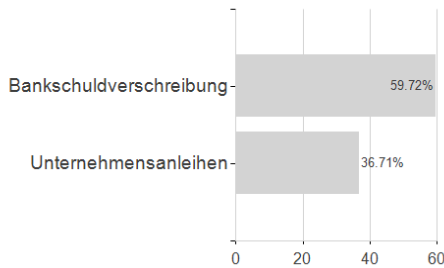
Largest positions



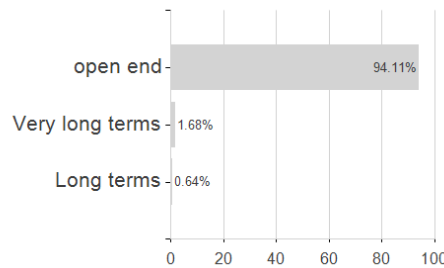
Countries



Issuer



Duration



Currencies

