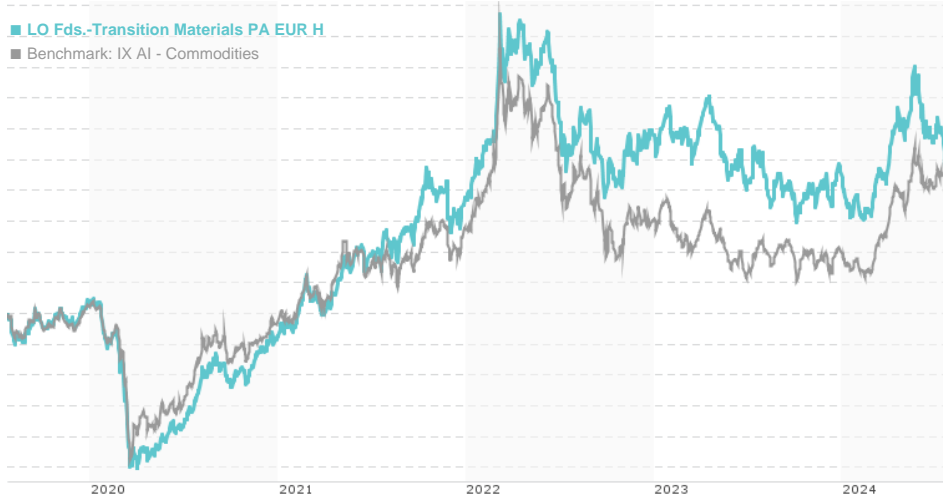


LO Fds.-Transition Materials PA EUR H / LU0640921622 / A1JB38 / Lombard Odier F.(EU)

Last 07/22/2024 ¹	Region	Branch	Type of yield	Type
6.18 EUR	Worldwide	AI Commodities	reinvestment	Alternative Investm.



Risk key figures

SRI	1	2	3	4	5	6	7
Mountain-View Funds Rating ²	EDA ³						
	-						

Yearly Performance

2023	-4.51%
2022	+8.89%
2021	+22.95%
2020	-5.11%
2019	+3.60%

Master data		Conditions		Other figures	
Fund type	Single fund	Issue surcharge	0.00%	Minimum investment	EUR 3,000.00
Category	Alternative Investments	Planned administr. fee	0.00%	Savings plan	-
Sub category	AI Commodities	Deposit fees	0.00%	UCITS / OGAW	Yes
Fund domicile	Luxembourg	Redemption charge	0.00%	Performance fee	0.00%
Tranch volume	(07/22/2024) USD 2.38 mill.	Ongoing charges	-	Redeployment fee	0.00%
Total volume	(07/22/2024) USD 125.13 mill.	Dividends		Investment company	
Launch date	7/6/2011	Lombard Odier F.(EU)			
KESt report funds	Yes	291, route d'Arlon, L-1150, Luxembourg			
Business year start	01.10.	Luxembourg			
Sustainability type	-	https://www.lombardodier.com			
Fund manager	M. Pellaud (Ph.D.), L. Joué				

Performance	1M	6M	YTD	1Y	2Y	3Y	5Y	Since start
Performance	-4.03%	+6.71%	+0.40%	-1.02%	-1.77%	+11.35%	+24.47%	+16.03%
Performance p.a.	-	-	-	-1.03%	-0.89%	+3.64%	+4.47%	+2.05%
Sharpe ratio	-3.90	0.70	-0.21	-0.35	-0.34	0.00	0.06	-0.13
Volatility	11.59%	14.54%	14.20%	13.62%	13.42%	14.84%	14.05%	12.72%
Worst month	-	-4.10%	-4.10%	-4.10%	-7.07%	-7.47%	-15.01%	-15.01%
Best month	-	6.28%	6.28%	6.28%	6.28%	10.99%	10.99%	10.99%
Maximum loss	-6.26%	-11.81%	-11.81%	-11.81%	-15.21%	-22.66%	-26.92%	-

Distribution permission

Austria, Germany, Switzerland

1 Important note on update status: The displayed date refers exclusively to the calculation of the NAV.

2 The Mountain-View Data Fund Rating calculates a comparative ranking for funds using yield, volatility and trend data. For more information visit [MVD Funds Rating](#)

3 Displays the Ethical-Dynamical Ratio calculated according to standard criteria. The maximum value is 100. For more information visit [EDA](#)

LO Fds.-Transition Materials PA EUR H / LU0640921622 / A1JB38 / Lombard Odier F.(EU)

Investment strategy

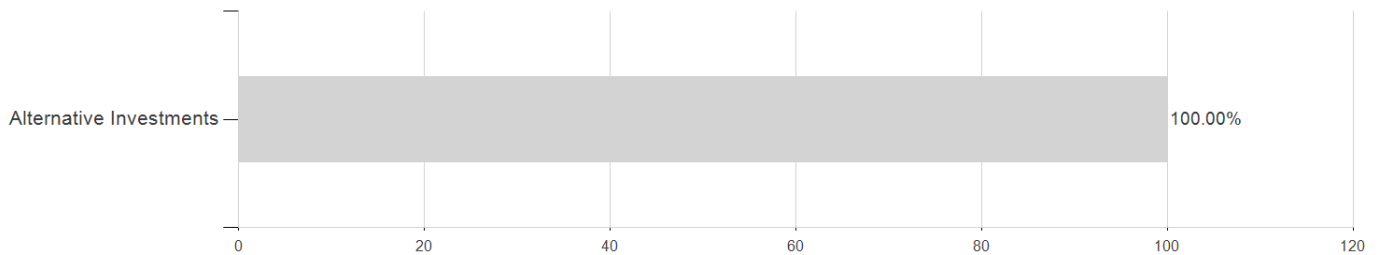
The Sub-Fund aims to replicate the performance of a proprietary index , which is a UCITS compliant index providing exposure to a broad and diversified basket of commodities. In particular, the strategy is exposed to those commodity-heavy themes that are believed to be at the forefront of the transition, such as electrification, green mobility, materials substitution as well as recycled materials. It does not invest into commodities adversely exposed to the transition such as fossil energy. The investment universe mostly includes technology related metals and biobased materials, some of which are not part of traditional benchmarks.

Investment goal

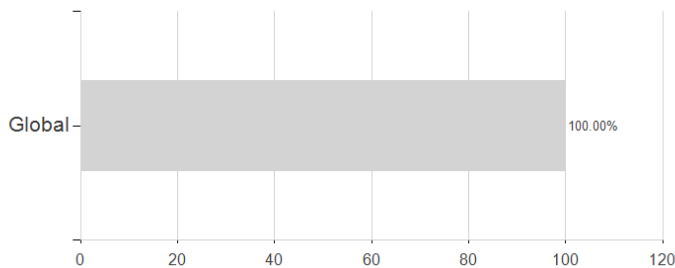
The Sub-Fund is actively managed. The Bloomberg Commodity is used for performance and internal risk indicators comparison, without implying any particular constraints to the sub-fund investments. In addition, the Bloomberg Industrial Metals Subindex Total Return may also be used for performance comparison as well as for internal risk monitoring purposes. The objective is to focus on the supply/demand chain opportunities driven by the net zero economy transition.

Assessment Structure

Assets



Countries



Branches

