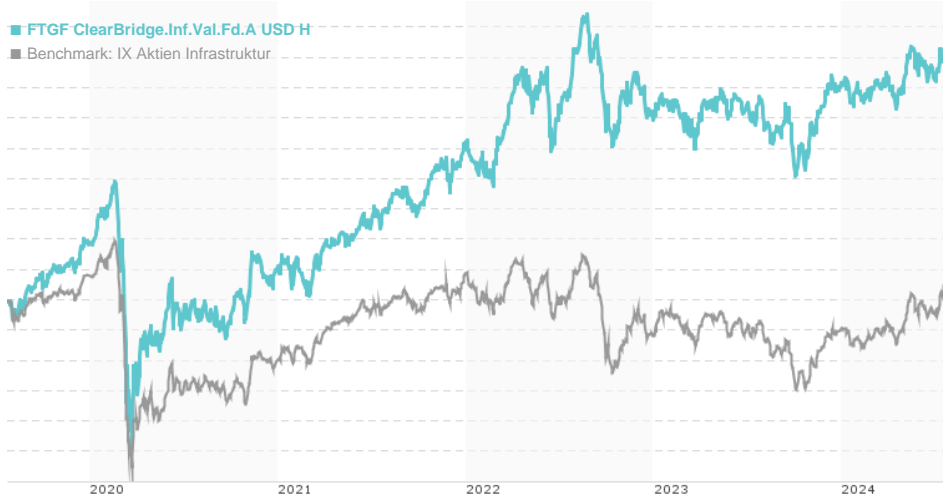


FTGF ClearBridge.Inf.Val.Fd.A USD H / IE00BD4GTV84 / A2AP7E / Franklin Templeton

Last 07/23/2024 ¹	Region	Branch	Type of yield	Type
16.30 USD	Worldwide	Sector Infrastructure	reinvestment	Equity Fund



Risk key figures

SRI	1	2	3	4	5	6	7
Mountain-View Funds Rating ²	EDA ³						
	75						

Yearly Performance

2023	+4.24%
2022	+2.93%
2021	+19.25%
2020	-3.38%
2019	+30.53%

Master data		Conditions		Other figures	
Fund type	Single fund	Issue surcharge	5.00%	Minimum investment	USD 1,000.00
Category	Equity	Planned administr. fee	0.00%	Savings plan	-
Sub category	Sector Infrastructure	Deposit fees	0.00%	UCITS / OGAW	Yes
Fund domicile	Ireland	Redemption charge	0.00%	Performance fee	0.00%
Tranch volume	(07/23/2024) EUR 32.29 mill.	Ongoing charges	-	Redeployment fee	0.00%
Total volume	(07/23/2024) EUR 766.99 mill.	Dividends		Investment company	
Launch date	3/16/2017	Franklin Templeton			
KESt report funds	No	Schottenring 16, 2.OG, 1010, Wien			
Business year start	29.02.	Austria			
Sustainability type	-	https://www.franklintempleton.at			
Fund manager	Nick Langley, Shane Hurst, Charles Hamieh, Simon Ong				

Performance	1M	6M	YTD	1Y	2Y	3Y	5Y	Since start
Performance	+0.74%	+5.09%	+3.49%	+5.43%	+2.97%	+21.91%	+39.55%	+63.00%
Performance p.a.	-	-	-	+5.43%	+1.48%	+6.82%	+6.89%	+6.86%
Sharpe ratio	0.59	0.69	0.27	0.16	-0.19	0.26	0.18	0.20
Volatility	10.17%	9.81%	9.80%	10.68%	11.78%	12.09%	17.96%	15.73%
Worst month	-	-2.81%	-2.81%	-3.87%	-8.31%	-8.31%	-15.71%	-15.71%
Best month	-	4.73%	4.73%	5.31%	9.13%	9.13%	9.13%	9.13%
Maximum loss	-2.04%	-4.37%	-4.37%	-9.77%	-18.09%	-18.09%	-36.54%	-

Distribution permission

Austria, Germany, Switzerland

¹ Important note on update status: The displayed date refers exclusively to the calculation of the NAV.

² The Mountain-View Data Fund Rating calculates a comparative ranking for funds using yield, volatility and trend data. For more information visit [MVD Funds Rating](#)

³ Displays the Ethical-Dynamical Ratio calculated according to standard criteria. The maximum value is 100. For more information visit [EDA](#)

FTGF ClearBridge.Inf.Val.Fd.A USD H / IE00BD4GTV84 / A2AP7E / Franklin Templeton

Investment strategy

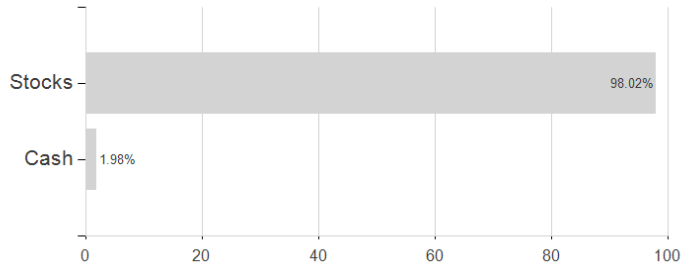
The fund will invest at least 80% of its net asset value in infrastructure companies via equity and equity-related securities listed or traded on regulated markets in the United States, United Kingdom, Japan, Germany, France, Italy and Canada, and equity and equity-related securities listed or traded on regulated markets of other developed countries and emerging market countries, including India ("OECD G7"). The fund invests in a number of infrastructure sectors such as utilities, transport, community and social infrastructure and communications.

Investment goal

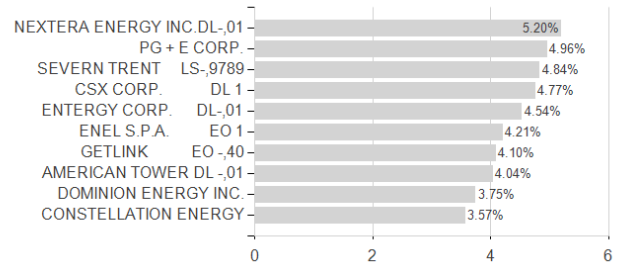
The fund's investment objective is to achieve long-term stable growth comprised of regular and consistent income from dividends and interest, plus capital growth, from a portfolio of global infrastructure securities.

Assessment Structure

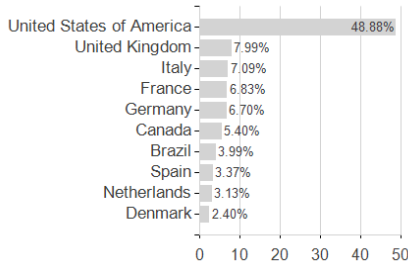
Assets



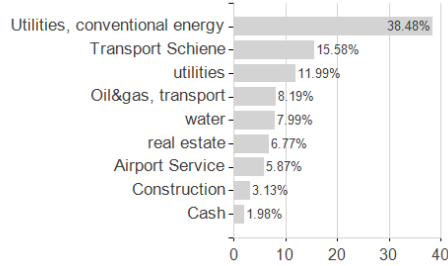
Largest positions



Countries



Branches



Currencies

