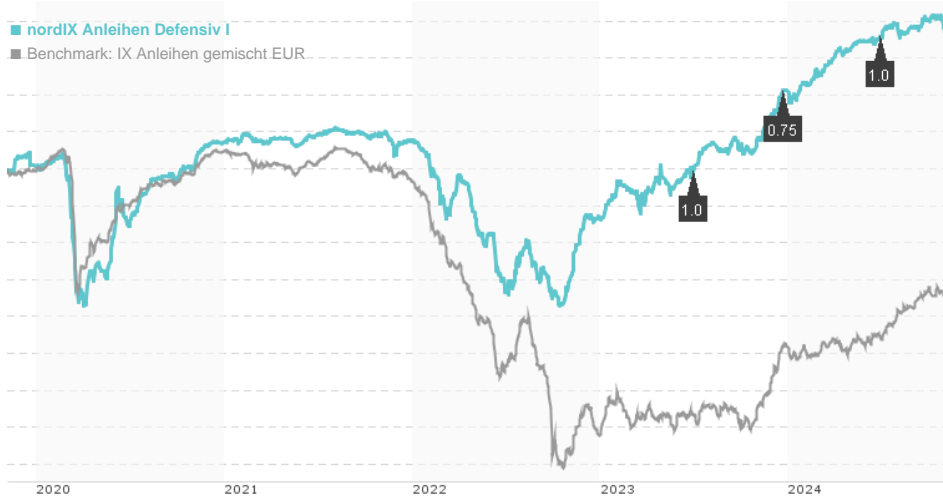


nordIX Anleihen Defensiv I / DE000A2DKRH6 / A2DKRH / Universal-Investment

| | | | | |
|------------------------------|-----------|--------------|-----------------|-------------------|
| Last 11/04/2024 ¹ | Region | Branch | Type of yield | Type |
| 102.91 EUR | Worldwide | Bonds: Mixed | paying dividend | Fixed-Income Fund |



Risk key figures

| | | | | | | | |
|---|---|---|---|---|---|---|------------------|
| SRI | 1 | 2 | 3 | 4 | 5 | 6 | 7 |
| Mountain-View Funds Rating ² | | | | | | | EDA ³ |
| | | | | | | | 77 |

Yearly Performance

| | |
|------|--------|
| 2023 | +7.10% |
| 2022 | -4.18% |
| 2021 | +0.17% |
| 2020 | +1.27% |
| 2019 | +4.94% |

| Master data | | Conditions | | Other figures | |
|---------------------|-------------------------------|------------------------|----------|--|----------------|
| Fund type | Single fund | Issue surcharge | 3.00% | Minimum investment | EUR 100,000.00 |
| Category | Bonds | Planned administr. fee | 0.00% | Savings plan | - |
| Sub category | Bonds: Mixed | Deposit fees | 0.10% | UCITS / OGAW | Yes |
| Fund domicile | Germany | Redemption charge | 0.00% | Performance fee | 20.00% |
| Tranch volume | (11/04/2024) EUR 101.90 mill. | Ongoing charges | - | Redeployment fee | 0.00% |
| Total volume | (11/04/2024) EUR 110.82 mill. | Dividends | | Investment company | |
| Launch date | 3/8/2017 | 28.06.2024 | 1.00 EUR | Universal-Investment | |
| KESt report funds | Yes | 21.12.2023 | 0.75 EUR | Theodor-Heuss-Allee 70, 60486, Frankfurt am Main | |
| Business year start | 01.01. | 30.06.2023 | 1.00 EUR | Germany | |
| Sustainability type | - | 19.12.2022 | 0.50 EUR | https://www.universal-investment.com | |
| Fund manager | - | 13.12.2021 | 0.50 EUR | | |

| Performance | 1M | 6M | YTD | 1Y | 2Y | 3Y | 5Y | Since start |
|------------------|--------|--------|--------|--------|---------|--------|--------|-------------|
| Performance | -0.56% | +0.81% | +3.13% | +5.82% | +14.15% | +5.49% | +7.65% | +10.59% |
| Performance p.a. | - | - | - | +5.84% | +6.83% | +1.79% | +1.48% | +1.32% |
| Sharpe ratio | -5.18 | -0.93 | 0.42 | 1.70 | 1.66 | -0.47 | -0.57 | -0.75 |
| Volatility | 1.83% | 1.57% | 1.54% | 1.63% | 2.26% | 2.75% | 2.83% | 2.35% |
| Worst month | - | -0.47% | -0.47% | -0.47% | -0.89% | -3.25% | -6.43% | -6.43% |
| Best month | - | 0.68% | 1.33% | 1.63% | 3.49% | 3.49% | 3.49% | 3.49% |
| Maximum loss | -0.84% | -0.84% | -0.84% | -0.84% | -1.78% | -9.23% | -9.42% | - |

Distribution permission

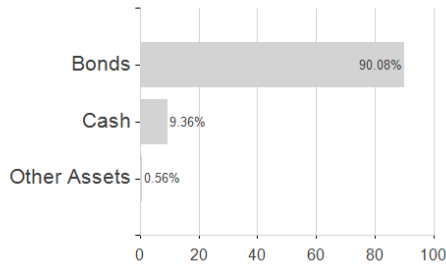
Austria, Germany, Czech Republic

1 Important note on update status: The displayed date refers exclusively to the calculation of the NAV.
 2 The Mountain-View Data Fund Rating calculates a comparative ranking for funds using yield, volatility and trend data. For more information visit [MVD Funds Rating](#)
 3 Displays the Ethical-Dynamical Ratio calculated according to standard criteria. The maximum value is 100. For more information visit [EDA](#)

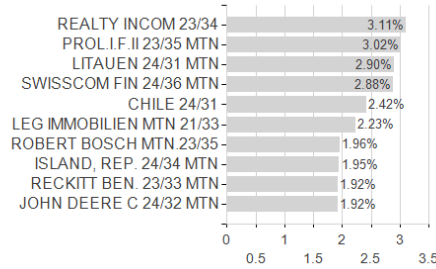
nordIX Anleihen Defensiv I / DE000A2DKRH6 / A2DKRH / Universal-Investment

Assessment Structure

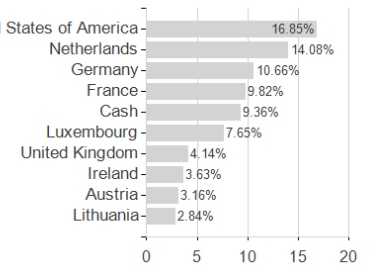
Assets



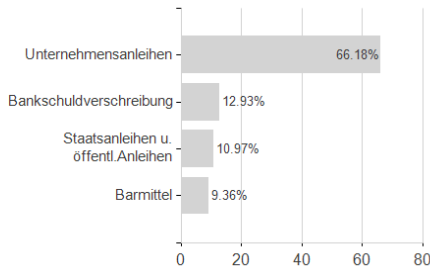
Largest positions



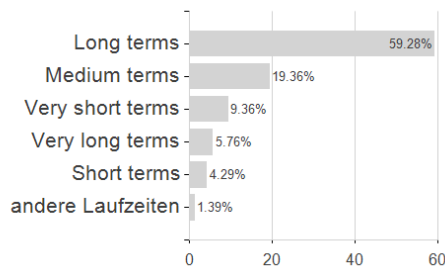
Countries



Issuer



Duration



Currencies

