

Aegon GI.Diversified Income Fd.A EUR / IE00BYYPF474 / A2APJN / Aegon AM

| | | | | |
|------------------------------|-----------|-------------|---------------|------------|
| Last 08/23/2024 ¹ | Region | Branch | Type of yield | Type |
| 13.88 EUR | Worldwide | Multi-asset | reinvestment | Mixed Fund |



Risk key figures

SRI 1 2 3 4 5 6 7

Mountain-View Funds Rating² EDA³

▲▲▲▲▲▲

Yearly Performance

| | |
|------|---------|
| 2023 | +8.76% |
| 2022 | -11.00% |
| 2021 | +8.62% |
| 2020 | +0.26% |
| 2019 | +17.38% |

| Master data | | Conditions | | Other figures | |
|---------------------|--------------------------------------|------------------------|-------|---------------------------------|------------|
| Fund type | Single fund | Issue surcharge | 5.00% | Minimum investment | EUR 500.00 |
| Category | Mixed Fund | Planned administr. fee | 0.00% | Savings plan | - |
| Sub category | Multi-asset | Deposit fees | 0.50% | UCITS / OGAW | Yes |
| Fund domicile | Ireland | Redemption charge | 0.00% | Performance fee | 0.00% |
| Tranch volume | - | Ongoing charges | - | Redeployment fee | 0.00% |
| Total volume | (05/31/2024) EUR 121.37 mill. | Dividends | | Investment company | |
| Launch date | 7/29/2016 | | | Aegon AM | |
| KESt report funds | Yes | | | Aegonplein 6, 2591 TV, Den Haag | |
| Business year start | 01.11. | | | Netherlands | |
| Sustainability type | - | | | www.aegonam.com | |
| Fund manager | Vincent McEntegart, Jacob Vijverberg | | | | |

| Performance | 1M | 6M | YTD | 1Y | 2Y | 3Y | 5Y | Since start |
|------------------|--------|--------|--------|---------|---------|---------|---------|-------------|
| Performance | +0.80% | +6.93% | +7.22% | +13.54% | +13.49% | +6.43% | +19.49% | +38.80% |
| Performance p.a. | - | - | - | +13.54% | +6.52% | +2.10% | +3.62% | +4.14% |
| Sharpe ratio | 0.75 | 1.97 | 1.52 | 1.80 | 0.43 | -0.20 | 0.01 | 0.08 |
| Volatility | 8.49% | 5.51% | 5.23% | 5.58% | 6.90% | 7.30% | 8.84% | 7.48% |
| Worst month | - | -0.64% | -0.64% | -2.11% | -6.76% | -7.02% | -14.07% | -14.07% |
| Best month | - | 2.59% | 3.94% | 4.62% | 5.18% | 5.18% | 7.31% | 7.31% |
| Maximum loss | -2.44% | -2.44% | -2.44% | -4.80% | -10.43% | -18.50% | -26.97% | - |

Distribution permission

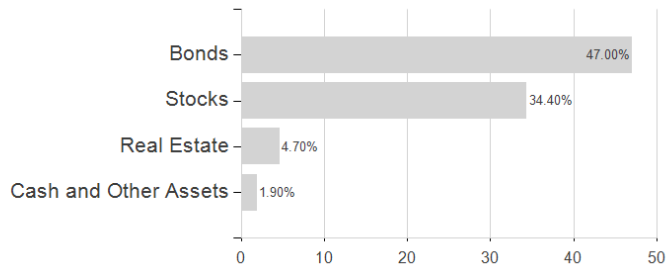
Austria, Germany, Switzerland

¹ Important note on update status: The displayed date refers exclusively to the calculation of the NAV.
² The Mountain-View Data Fund Rating calculates a comparative ranking for funds using yield, volatility and trend data. For more information visit [MVD Funds Rating](#)
³ Displays the Ethical-Dynamical Ratio calculated according to standard criteria. The maximum value is 100. For more information visit [EDA](#)

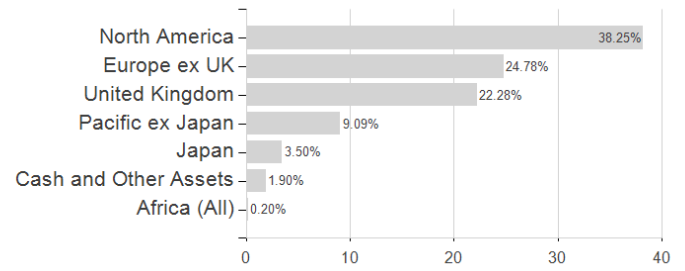
Aegon GI.Diversified Income Fd.A EUR / IE00BYYPF474 / A2APJN / Aegon AM

Assessment Structure

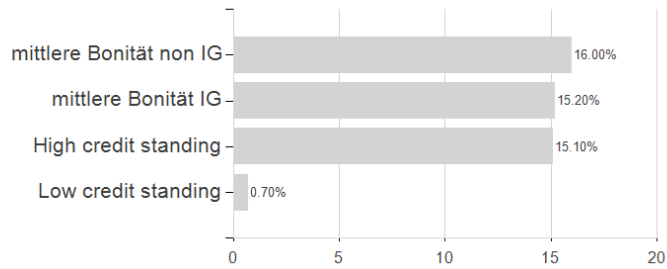
Assets



Countries



Rating



Currencies

