

**BIFS-iShares SMI® Equ. Index Fund(CH) D CHF / CH0342181796 / A2DFV9 / BlackRock AM (CH)**

|                              |             |               |               |             |
|------------------------------|-------------|---------------|---------------|-------------|
| Last 10/31/2024 <sup>1</sup> | Country     | Branch        | Type of yield | Type        |
| 1697.11 CHF                  | Switzerland | Mixed Sectors | reinvestment  | Equity Fund |



**Risk key figures**

|   |                  |   |   |   |   |   |   |
|---|------------------|---|---|---|---|---|---|
| SRI                                     | 1                | 2 | 3 | 4 | 5 | 6 | 7 |
| Mountain-View Funds Rating <sup>2</sup> | EDA <sup>3</sup> |   |   |   |   |   |   |
|   | ▲▲▲▲▲▲▲          |   |   |   |   |   |   |

**Yearly Performance**

|      |         |
|------|---------|
| 2023 | +5.87%  |
| 2022 | -15.22% |
| 2021 | +22.54% |
| 2020 | +3.28%  |
| 2019 | +28.94% |

| Master data         |   | Conditions                      |       | Other figures             |       |
|---------------------|---|---------------------------------|-------|---------------------------|-------|
| Fund type           | Single fund                             | Issue surcharge                 | 6.00% | Minimum investment        | UNT 0 |
| Category            | Equity                                  | Planned administr. fee          | 0.00% | Savings plan              | -     |
| Sub category        | Mixed Sectors                           | Deposit fees                    | 0.00% | UCITS / OGAW              | -     |
| Fund domicile       | Switzerland                             | Redemption charge               | 6.00% | Performance fee           | 0.00% |
| Tranch volume       | -                                       | Ongoing charges                 | -     | Redeployment fee          | 0.00% |
| Total volume        | (10/31/2024) CHF 410.05 mill.           | <b>Dividends</b>                |       | <b>Investment company</b> |       |
| Launch date         | 12/16/2016                              | BlackRock AM (CH)               |       |                           |       |
| KESt report funds   | No                                      | Bahnhofstrasse 39, 8001, Zürich |       |                           |       |
| Business year start | 01.08.                                  | Switzerland                     |       |                           |       |
| Sustainability type | -                                       | https://www.blackrock.com       |       |                           |       |
| Fund manager        | Christina Zeitler, Index Inv ETF PM MUN |                                 |       |                           |       |

| Performance      | 1M     | 6M     | YTD    | 1Y      | 2Y      | 3Y      | 5Y      | Since start |
|------------------|--------|--------|--------|---------|---------|---------|---------|-------------|
| Performance      | -3.10% | +4.19% | +8.15% | +15.88% | +13.43% | +2.29%  | +27.64% | +69.71%     |
| Performance p.a. | -      | -      | -      | +15.83% | +6.49%  | +0.76%  | +5.00%  | +6.94%      |
| Sharpe ratio     | -3.24  | 0.44   | 0.60   | 1.18    | 0.30    | -0.17   | 0.13    | 0.28        |
| Volatility       | 10.51% | 12.44% | 11.41% | 10.83%  | 11.34%  | 13.23%  | 15.39%  | 14.09%      |
| Worst month      | -      | -3.10% | -3.10% | -5.23%  | -5.23%  | -7.50%  | -7.50%  | -7.50%      |
| Best month       | -      | 6.93%  | 6.93%  | 6.93%   | 6.93%   | 6.93%   | 9.42%   | 9.42%       |
| Maximum loss     | -4.34% | -6.92% | -6.92% | -6.92%  | -11.55% | -20.96% | -26.71% | -           |

**Distribution permission**

Switzerland

<sup>1</sup> Important note on update status: The displayed date refers exclusively to the calculation of the NAV.  
<sup>2</sup> The Mountain-View Data Fund Rating calculates a comparative ranking for funds using yield, volatility and trend data. For more information visit [MVD Funds Rating](#)  
<sup>3</sup> Displays the Ethical-Dynamical Ratio calculated according to standard criteria. The maximum value is 100. For more information visit [EDA](#)

**BIFS-iShares SMI® Equ. Index Fund(CH) D CHF / CH0342181796 / A2DFV9 / BlackRock AM (CH)**

**Investment strategy**

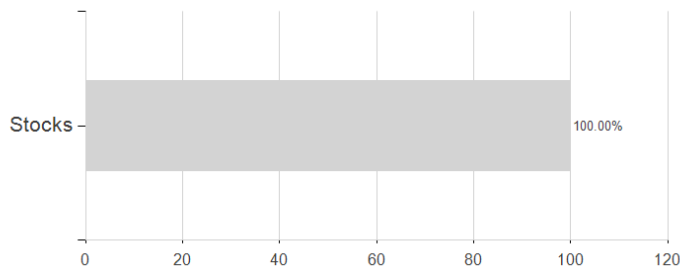
The Reference Index measures the performance of shares of publicly traded, large-capitalisation Swiss companies. It is a focused equity index with a concentration of shares in the pharmaceutical, consumer goods and financial sectors. It contains the 20 largest and most liquid shares in the Swiss Performance Index (SPI) (which is regarded as the overall index for the Swiss equity market). The weightings of the individual shares in the Reference Index are based on their free float adjusted market capitalisation but are additionally capped at 18% of the Reference Index. Market capitalisation is the share price of a company multiplied by the number of shares issued. Free float-adjusted market capitalisation means that only shares available to the public, rather than all of a company's issued shares, are used to calculate the Reference Index. Liquid shares mean that they can easily be bought or sold in the market in normal market conditions

**Investment goal**

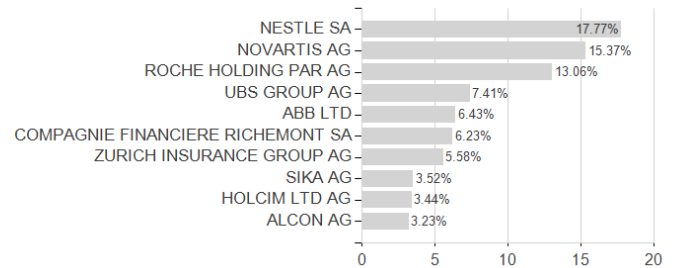
The Fund aims to achieve a return on your investment through a combination of capital growth and income on the Fund's assets, which reflects the return of the Swiss Market Index (SMI®) (the Fund's benchmark index). The Fund aims to invest so far as possible and practicable in the equity securities (such as shares) that make up the benchmark index.

**Assessment Structure**

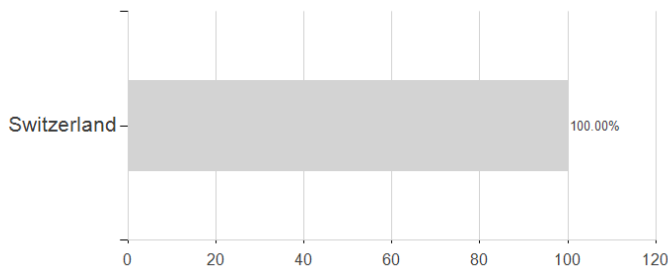
**Assets**



**Largest positions**



**Countries**



**Branches**

