

GS USD Credit I EUR / LU0803997666 / A1J2H8 / Goldman Sachs AM BV

Last 09/10/2024 <sup>1</sup>	Region	Branch	Type of yield	Type
6389.80 EUR	Worldwide	Corporate Bonds	reinvestment	Fixed-Income Fund



Risk key figures

SRI	1	2	3	4	5	6	7	
Mountain-View Funds Rating <sup>2</sup>							EDA <sup>3</sup>	70

Yearly Performance

2023	+6.41%
2022	-18.77%
2021	-1.57%
2020	+10.44%
2019	+12.42%

Master data		Conditions		Other figures	
Fund type	Single fund	Issue surcharge	2.00%	Minimum investment	EUR 250,000.00
Category	Bonds	Planned administr. fee	0.00%	Savings plan	-
Sub category	Corporate Bonds	Deposit fees	0.00%	UCITS / OGAW	Yes
Fund domicile	Luxembourg	Redemption charge	0.00%	Performance fee	0.00%
Tranch volume	(04/03/2023) USD 682.57 mill.	Ongoing charges	-	Redeployment fee	0.00%
Total volume	(09/10/2024) USD 4,713.87 mill.	<b>Dividends</b>		<b>Investment company</b>	
Launch date	7/30/2012	Goldman Sachs AM BV			
KESr report funds	Yes	Schenkkade 65, 2509, LL Den Haag			
Business year start	01.10.	Netherlands			
Sustainability type	-	www.gsam.com			
Fund manager	Anil Katarya, Travis King				

Performance	1M	6M	YTD	1Y	2Y	3Y	5Y	Since start
Performance	+2.41%	+4.83%	+4.07%	+10.40%	+8.40%	-11.19%	-0.99%	+8.74%
Performance p.a.	-	-	-	+10.40%	+4.12%	-3.88%	-0.20%	+1.10%
Sharpe ratio	8.15	1.16	0.44	1.03	0.09	-0.97	-0.48	-0.36
Volatility	3.87%	5.53%	5.63%	6.77%	7.43%	7.54%	7.68%	6.55%
Worst month	-	-2.75%	-2.75%	-2.94%	-5.65%	-5.80%	-7.09%	-7.09%
Best month	-	2.20%	4.40%	5.80%	5.80%	5.80%	6.56%	6.56%
Maximum loss	-0.59%	-3.28%	-4.17%	-4.66%	-8.64%	-24.59%	-24.72%	-

Distribution permission

Austria, Germany, Switzerland, Czech Republic

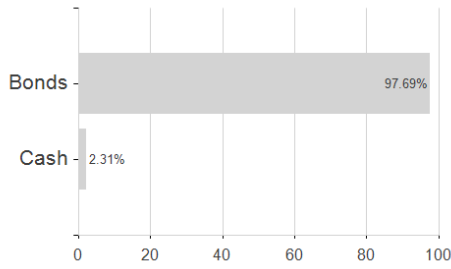
<sup>1</sup> Important note on update status: The displayed date refers exclusively to the calculation of the NAV.  
<sup>2</sup> The Mountain-View Data Fund Rating calculates a comparative ranking for funds using yield, volatility and trend data. For more information visit [MVD Funds Rating](#)

**GS USD Credit I EUR / LU0803997666 / A1J2H8 / Goldman Sachs AM BV**

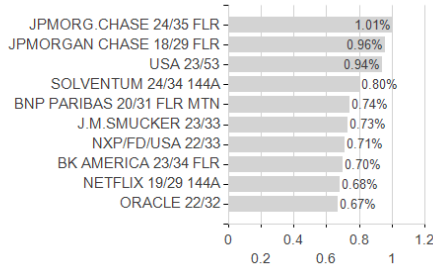
3 Displays the Ethical-Dynamical Ratio calculated according to standard criteria. The maximum value is 100. For more information visit [EDA](#)

**Assessment Structure**

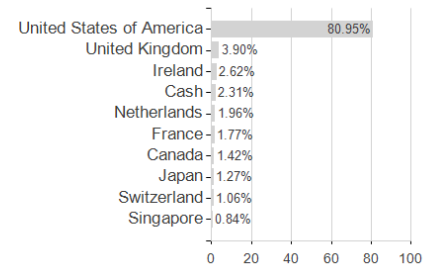
**Assets**



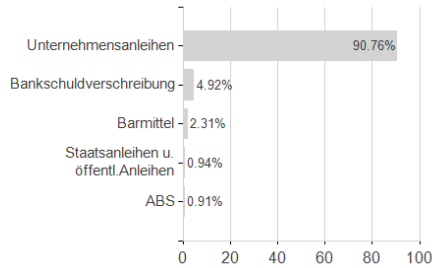
**Largest positions**



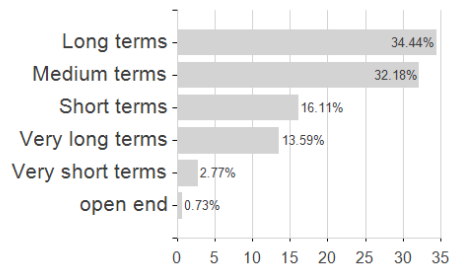
**Countries**



**Issuer**



**Duration**



**Currencies**

