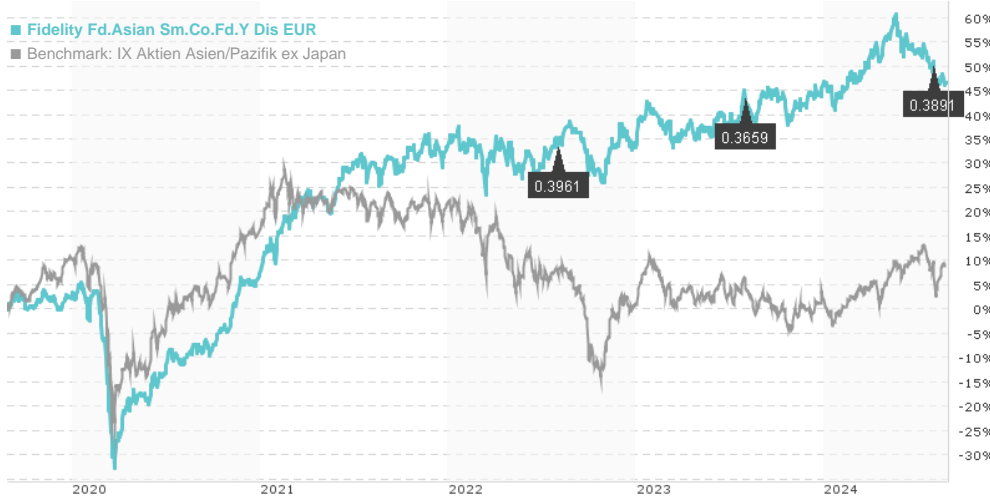


Fidelity Fd.Asian Sm.Co.Fd.Y Dis EUR / LU1273507522 / A14YLT / FIL IM (LU)

Last 08/26/2024 ¹	Region	Branch	Type of yield	Type
17.03 EUR	Asia/Pacific ex Japan	Mixed Sectors	paying dividend	Equity Fund



Risk key figures

SRI	1	2	3	4	5	6	7
Mountain-View Funds Rating ²	EDA ³						
	72						

Yearly Performance

2023	+9.54%
2022	-0.27%
2021	+23.84%
2020	+5.42%
2019	+7.02%

Master data		Conditions		Other figures	
Fund type	Single fund	Issue surcharge	0.00%	Minimum investment	USD 2,500.00
Category	Equity	Planned administr. fee	0.00%	Savings plan	-
Sub category	Mixed Sectors	Deposit fees	0.35%	UCITS / OGAW	Yes
Fund domicile	Luxembourg	Redemption charge	0.00%	Performance fee	0.00%
Tranch volume	(08/26/2024) EUR 19.27 mill.	Ongoing charges	-	Redeployment fee	0.00%
Total volume	(07/31/2024) EUR 1,112.46 mill.	Dividends		Investment company	
Launch date	8/20/2015	01.08.2024	0.39 EUR	FIL IM (LU) Kärntner Straße 9, Top 8, 1010, Wien Austria https://www.fidelity.at	
KEST report funds	Yes	01.08.2023	0.37 EUR		
Business year start	01.05.	01.08.2022	0.40 EUR		
Sustainability type	-	02.08.2021	0.24 EUR		
Fund manager	Nitin Bajaj, Ajinkya Dhavale	03.08.2020	0.33 EUR		

Performance	1M	6M	YTD	1Y	2Y	3Y	5Y	Since start
Performance	-2.19%	-1.30%	+0.40%	+3.57%	+6.18%	+14.59%	+47.65%	+102.38%
Performance p.a.	-	-	-	+3.58%	+3.04%	+4.64%	+8.10%	+8.12%
Sharpe ratio	-1.67	-0.56	-0.27	0.01	-0.04	0.10	0.32	0.35
Volatility	15.86%	10.87%	10.84%	10.65%	10.78%	11.55%	14.19%	13.32%
Worst month	-	-3.01%	-3.01%	-3.96%	-5.89%	-5.89%	-20.54%	-20.54%
Best month	-	2.83%	2.83%	3.21%	9.61%	9.61%	11.74%	11.74%
Maximum loss	-5.40%	-11.00%	-11.00%	-11.00%	-11.00%	-11.00%	-36.27%	-

Distribution permission

Austria, Germany, Switzerland, Luxembourg

¹ Important note on update status: The displayed date refers exclusively to the calculation of the NAV.

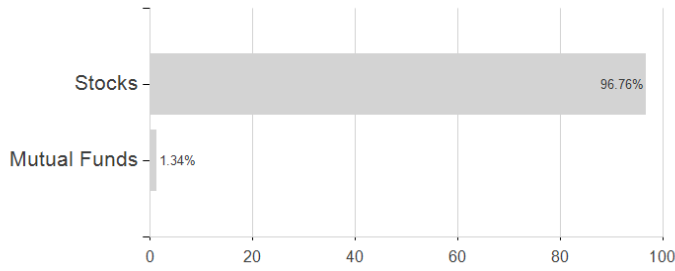
² The Mountain-View Data Fund Rating calculates a comparative ranking for funds using yield, volatility and trend data. For more information visit [MVD Funds Rating](#)

³ Displays the Ethical-Dynamical Ratio calculated according to standard criteria. The maximum value is 100. For more information visit [EDA](#)

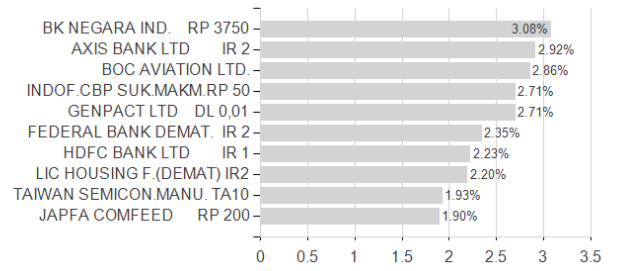
Fidelity Fd.Asian Sm.Co.Fd.Y Dis EUR / LU1273507522 / A14YLT / FIL IM (LU)

Assessment Structure

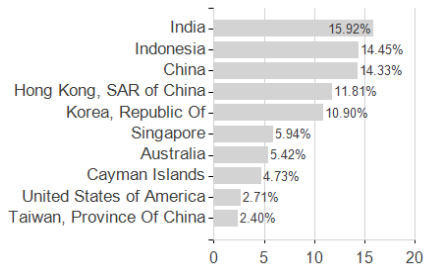
Assets



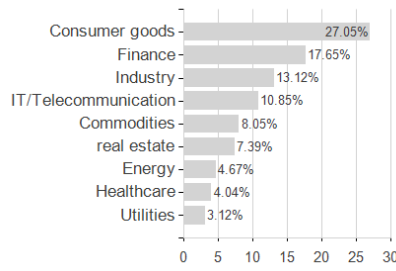
Largest positions



Countries



Branches



Currencies

