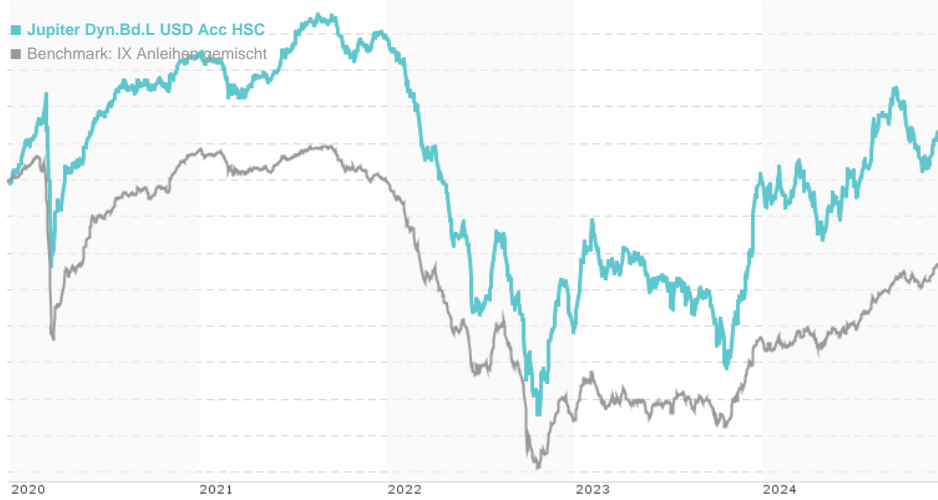


Jupiter Dyn.Bd.L USD Acc HSC / LU0853555463 / A1J8ER / Jupiter AM Int.

Last 12/23/2024 ¹	Region	Branch	Type of yield	Type
13.35 USD	Worldwide	Bonds: Mixed	reinvestment	Fixed-Income Fund



Risk key figures

SRI 1 2 3 4 5 6 7

Mountain-View Funds Rating² EDA³
 75

Yearly Performance

2023	+9.03%
2022	-14.83%
2021	+0.78%
2020	+7.09%
2019	+9.69%

Master data		Conditions		Other figures	
Fund type	Single fund	Issue surcharge	3.00%	Minimum investment	USD 500.00
Category	Bonds	Planned administr. fee	0.00%	Savings plan	-
Sub category	Bonds: Mixed	Deposit fees	0.00%	UCITS / OGAW	Yes
Fund domicile	Luxembourg	Redemption charge	0.00%	Performance fee	0.00%
Tranch volume	(12/23/2024) EUR 512.24 mill.	Ongoing charges	-	Redeployment fee	0.00%
Total volume	(12/23/2024) EUR 5,547.67 mill.	Dividends		Investment company	
Launch date	4/30/2013	Jupiter AM Int. 5, rue Heienhaff, L-1736, Luxembourg Luxembourg https://www.jupiteram.com			
KEST report funds	No				
Business year start	01.10.				
Sustainability type	-				
Fund manager	Ariel Bezalel, Harry Richards				

Performance	1M	6M	YTD	1Y	2Y	3Y	5Y	Since start
Performance	-0.89%	+0.30%	+0.53%	+0.60%	+8.71%	-6.90%	+0.68%	+33.50%
Performance p.a.	-	-	-	+0.61%	+4.26%	-2.35%	+0.14%	+2.51%
Sharpe ratio	-3.23	-0.49	-0.45	-0.44	0.26	-0.91	-0.53	-0.09
Volatility	4.29%	4.58%	5.11%	5.09%	5.54%	5.69%	5.08%	3.79%
Worst month	-	-2.61%	-2.61%	-2.61%	-2.61%	-4.95%	-4.95%	-4.95%
Best month	-	2.00%	5.31%	5.31%	5.31%	5.31%	5.31%	5.31%
Maximum loss	-2.27%	-4.52%	-4.52%	-4.52%	-8.31%	-19.32%	-20.10%	-

Distribution permission

Austria, Germany, Switzerland, Luxembourg, Czech Republic

¹ Important note on update status: The displayed date refers exclusively to the calculation of the NAV.

² The Mountain-View Data Fund Rating calculates a comparative ranking for funds using yield, volatility and trend data. For more information visit [MVD Funds Rating](#)

DISCLAIMER: The information on this page are for informational purposes only and should neither an offer to sell nor a solicitation for the purchase of the security or recommendation in favor of the security to be understood. baha GmbH assumes no liability despite thorough searches for the accuracy of the data.

Funds data from: www.mountain-view.com. Fact Sheet created by: www.baha.com

Jupiter Dyn.Bd.L USD Acc HSC / LU0853555463 / A1J8ER / Jupiter AM Int.

Investment strategy

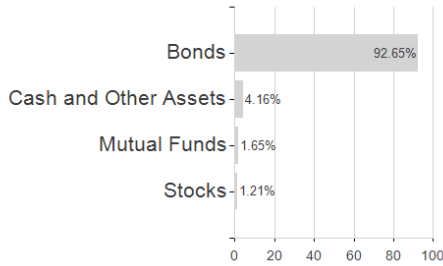
At least 70% of the Fund is invested in higher yielding debt securities (also known as bonds), either directly or indirectly through derivatives (i.e. financial contracts whose value is linked to the expected price movements of an underlying investment). Bonds may be issued or guaranteed by governments or companies located anywhere in the world including emerging markets. Bonds may be investment grade or sub-investment grade or unrated, may have any maturity including long term, short term or may have no set maturity, may have fixed, variable, or floating rates of interest and may be denominated in any currency. The Fund may also invest up to 30% in other transferable securities including shares and liquid assets.

Investment goal

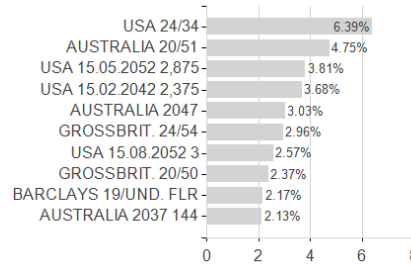
The Fund's objective is to achieve a high income with the prospect of capital growth by investing in a portfolio of global fixed interest securities

Assessment Structure

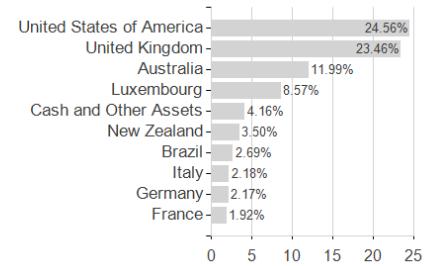
Assets



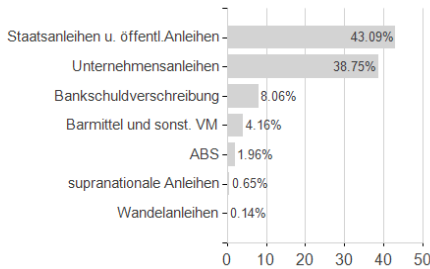
Largest positions



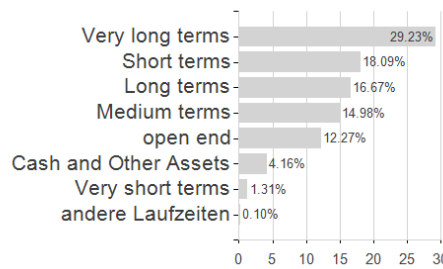
Countries



Issuer



Duration



Currencies

