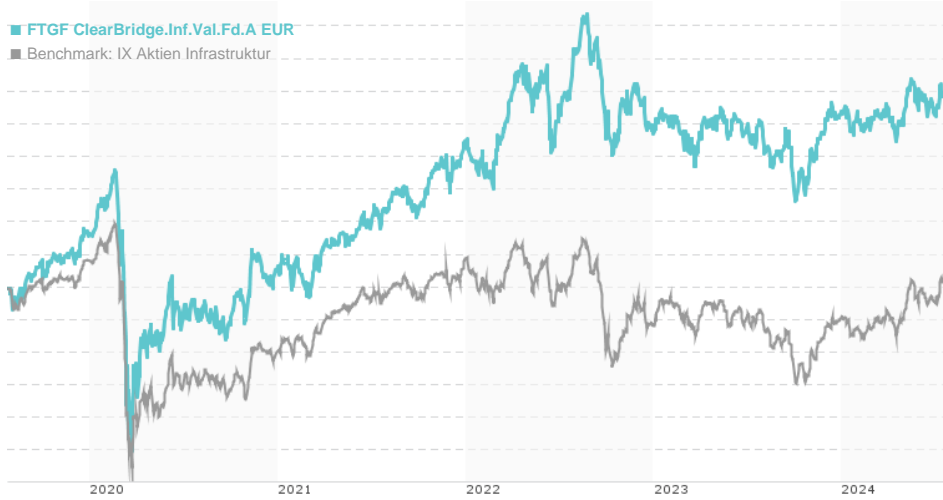


FTGF ClearBridge.Inf.Val.Fd.A EUR / IE00BD4GTQ32 / A2AP7B / Franklin Templeton

Last 07/23/2024 ¹	Region	Branch	Type of yield	Type
15.07 EUR	Worldwide	Sector Infrastructure	reinvestment	Equity Fund



Risk key figures

SRI	1	2	3	4	5	6	7
Mountain-View Funds Rating ²	EDA ³						
	75						

Yearly Performance

2023	+2.37%
2022	+0.91%
2021	+18.48%
2020	-4.46%
2019	+27.10%

Master data		Conditions		Other figures	
Fund type	Single fund	Issue surcharge	5.00%	Minimum investment	EUR 1,000.00
Category	Equity	Planned administr. fee	0.00%	Savings plan	-
Sub category	Sector Infrastructure	Deposit fees	0.00%	UCITS / OGAW	Yes
Fund domicile	Ireland	Redemption charge	0.00%	Performance fee	0.00%
Tranch volume	(07/23/2024) EUR 110.00 mill.	Ongoing charges	-	Redeployment fee	0.00%
Total volume	(07/23/2024) EUR 766.99 mill.	Dividends		Investment company	
Launch date	12/12/2016	Franklin Templeton			
KESt report funds	Yes	Schottenring 16, 2.OG, 1010, Wien			
Business year start	29.02.	Austria			
Sustainability type	-	https://www.franklintempleton.at			
Fund manager	Nick Langley, Shane Hurst, Charles Hamieh, Simon Ong				

Performance	1M	6M	YTD	1Y	2Y	3Y	5Y	Since start
Performance	+0.60%	+4.22%	+2.52%	+3.65%	-1.25%	+15.83%	+29.25%	+50.70%
Performance p.a.	-	-	-	+3.65%	-0.63%	+5.02%	+5.26%	+5.53%
Sharpe ratio	0.41	0.51	0.09	0.00	-0.37	0.11	0.09	0.12
Volatility	10.08%	9.74%	9.75%	10.62%	11.77%	12.10%	17.96%	15.52%
Worst month	-	-2.83%	-2.83%	-3.98%	-8.58%	-8.58%	-15.71%	-15.71%
Best month	-	4.40%	4.40%	5.09%	8.98%	8.98%	8.98%	8.98%
Maximum loss	-2.07%	-4.43%	-4.43%	-9.99%	-20.19%	-20.19%	-36.44%	-

Distribution permission

Austria, Germany, Switzerland

¹ Important note on update status: The displayed date refers exclusively to the calculation of the NAV.

² The Mountain-View Data Fund Rating calculates a comparative ranking for funds using yield, volatility and trend data. For more information visit [MVD Funds Rating](#)

³ Displays the Ethical-Dynamical Ratio calculated according to standard criteria. The maximum value is 100. For more information visit [EDA](#)

FTGF ClearBridge.Inf.Val.Fd.A EUR / IE00BD4GTQ32 / A2AP7B / Franklin Templeton

Investment strategy

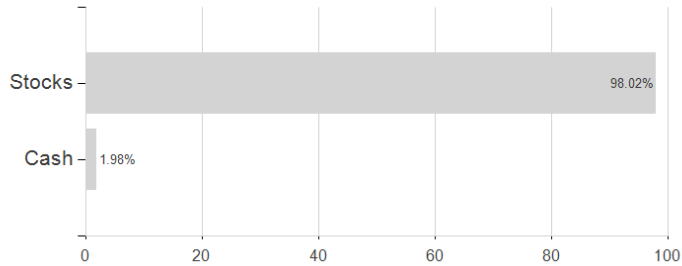
The fund will invest at least 80% of its net asset value in infrastructure companies via equity and equity-related securities listed or traded on regulated markets in the United States, United Kingdom, Japan, Germany, France, Italy and Canada, and equity and equity-related securities listed or traded on regulated markets of other developed countries and emerging market countries, including India ("OECD G7"). The fund invests in a number of infrastructure sectors such as utilities, transport, community and social infrastructure and communications.

Investment goal

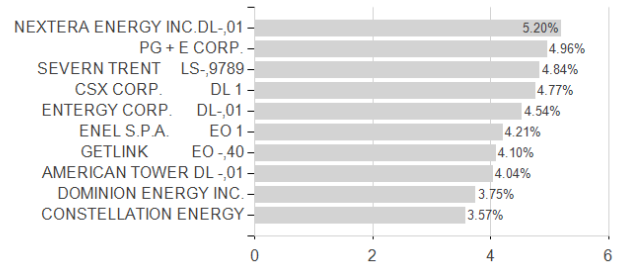
The fund's investment objective is to achieve long-term stable growth comprised of regular and consistent income from dividends and interest, plus capital growth, from a portfolio of global infrastructure securities.

Assessment Structure

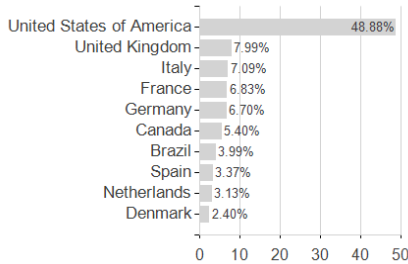
Assets



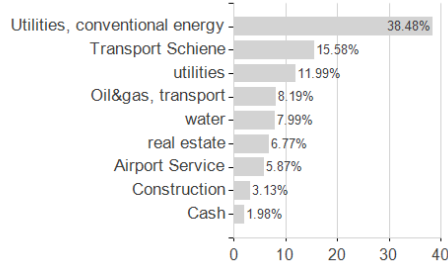
Largest positions



Countries



Branches



Currencies

