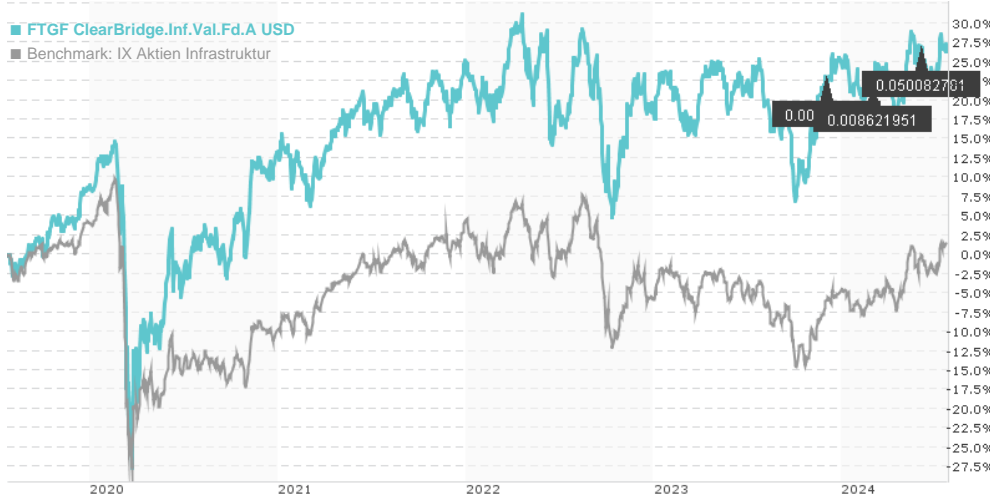


FTGF ClearBridge.Inf.Val.Fd.A USD / IE00BDBBPX02 / A2DH4U / Franklin Templeton

Last 07/23/2024 ¹	Region	Branch	Type of yield	Type
14.56 USD	Worldwide	Sector Infrastructure	paying dividend	Equity Fund



Risk key figures

SRI	1	2	3	4	5	6	7
-----	---	---	---	---	---	---	---

Mountain-View Funds Rating ²	EDA ³
▲▲▲▲▲	75

Yearly Performance

2023	+5.55%
2022	-5.17%
2021	+10.42%
2020	+4.04%
2019	+24.82%

Master data		Conditions		Other figures	
Fund type	Single fund	Issue surcharge	5.00%	Minimum investment	USD 1,000.00
Category	Equity	Planned administr. fee	0.00%	Savings plan	-
Sub category	Sector Infrastructure	Deposit fees	0.00%	UCITS / OGAW	Yes
Fund domicile	Ireland	Redemption charge	0.00%	Performance fee	0.00%
Tranch volume	(07/23/2024) EUR 2.28 mill.	Ongoing charges	-	Redeployment fee	0.00%
Total volume	(07/23/2024) EUR 766.99 mill.	Dividends		Investment company	
Launch date	12/12/2016	03.06.2024	0.05 USD	Franklin Templeton	
KESt report funds	No	01.03.2024	0.01 USD	Schottenring 16, 2.OG, 1010, Wien	
Business year start	29.02.	01.12.2023	0.01 USD	Austria	
Sustainability type	-	01.09.2023	0.06 USD	https://www.franklintempleton.at	
Fund manager	Nick Langley, Shane Hurst, Charles Hamieh, Simon Ong	01.06.2023	0.04 USD		

Performance	1M	6M	YTD	1Y	2Y	3Y	5Y	Since start
Performance	+1.68%	+4.20%	+0.75%	+1.64%	+4.73%	+6.69%	+25.86%	+54.24%
Performance p.a.	-	-	-	+1.64%	+2.34%	+2.18%	+4.70%	+5.85%
Sharpe ratio	1.53	0.41	-0.20	-0.16	-0.09	-0.11	0.05	0.13
Volatility	12.80%	12.04%	11.93%	12.80%	14.46%	14.33%	18.91%	16.27%
Worst month	-	-4.16%	-4.16%	-5.35%	-10.96%	-10.96%	-15.74%	-15.74%
Best month	-	6.21%	6.21%	8.22%	8.22%	8.22%	11.06%	11.06%
Maximum loss	-1.96%	-6.44%	-7.16%	-14.74%	-18.80%	-19.98%	-36.96%	-

Distribution permission

Austria, Germany, Switzerland

¹ Important note on update status: The displayed date refers exclusively to the calculation of the NAV.
² The Mountain-View Data Fund Rating calculates a comparative ranking for funds using yield, volatility and trend data. For more information visit [MVD Funds Rating](#)
³ Displays the Ethical-Dynamical Ratio calculated according to standard criteria. The maximum value is 100. For more information visit [EDA](#)

FTGF ClearBridge.Inf.Val.Fd.A USD / IE00BDBBPX02 / A2DH4U / Franklin Templeton

Investment strategy

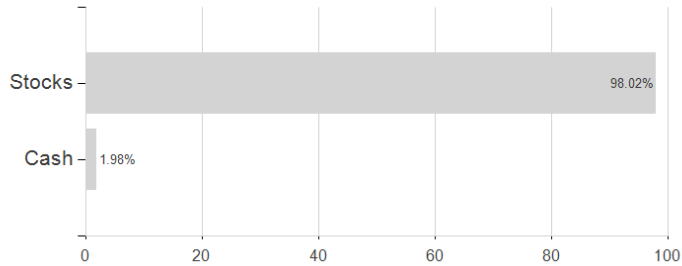
The fund will invest at least 80% of its net asset value in infrastructure companies via equity and equity-related securities listed or traded on regulated markets in the United States, United Kingdom, Japan, Germany, France, Italy and Canada, and equity and equity-related securities listed or traded on regulated markets of other developed countries and emerging market countries, including India ("OECD G7"). The fund invests in a number of infrastructure sectors such as utilities, transport, community and social infrastructure and communications.

Investment goal

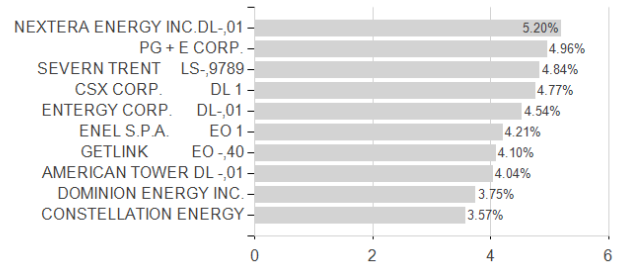
The fund's investment objective is to achieve long-term stable growth comprised of regular and consistent income from dividends and interest, plus capital growth, from a portfolio of global infrastructure securities.

Assessment Structure

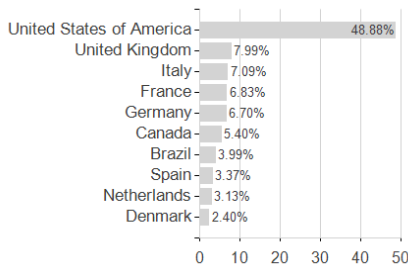
Assets



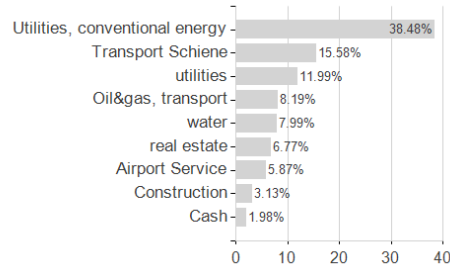
Largest positions



Countries



Branches



Currencies

