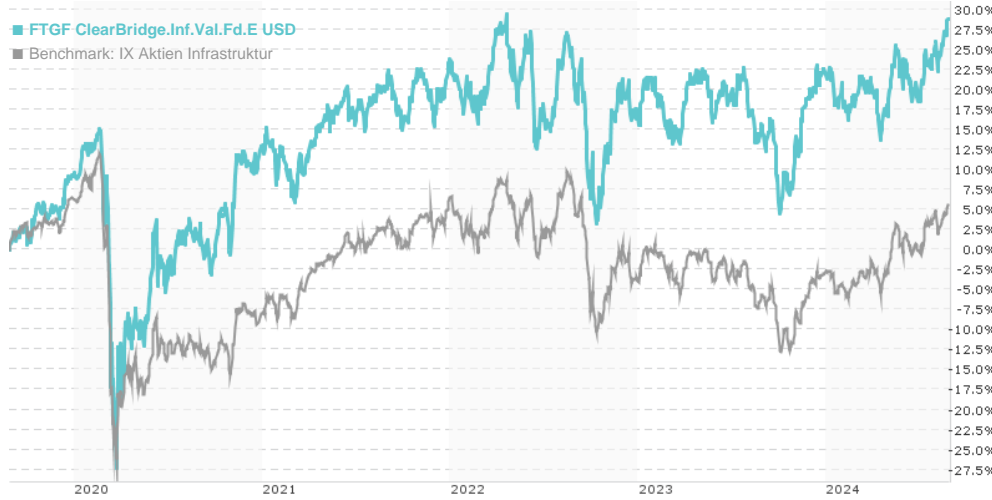


FTGF ClearBridge.Inf.Val.Fd.E USD / IE00BD4GTX09 / A2DH4V / Franklin Templeton

Last 08/27/2024 ¹	Region	Branch	Type of yield	Type
15.24 USD	Worldwide	Sector Infrastructure	reinvestment	Equity Fund



Risk key figures

SRI	1	2	3	4	5	6	7
Mountain-View Funds Rating ²	EDA ³						
	74						

Yearly Performance

2023	+4.86%
2022	-5.80%
2021	+9.49%
2020	+3.16%
2019	+23.64%

Master data		Conditions		Other figures	
Fund type	Single fund	Issue surcharge	2.50%	Minimum investment	USD 1,000.00
Category	Equity	Planned administr. fee	0.00%	Savings plan	-
Sub category	Sector Infrastructure	Deposit fees	0.00%	UCITS / OGAW	Yes
Fund domicile	Ireland	Redemption charge	0.00%	Performance fee	0.00%
Tranch volume	(08/27/2024) EUR 4.50 mill.	Ongoing charges	-	Redeployment fee	0.00%
Total volume	(08/27/2024) EUR 769.11 mill.	Dividends		Investment company	
Launch date	12/12/2016	Franklin Templeton			
KESt report funds	No	Schottenring 16, 2.OG, 1010, Wien			
Business year start	29.02.	Austria			
Sustainability type	-	https://www.franklintempleton.at			
Fund manager	Nick Langley, Shane Hurst, Charles Hamieh, Simon Ong				

Performance	1M	6M	YTD	1Y	2Y	3Y	5Y	Since start
Performance	+3.60%	+8.24%	+5.32%	+12.47%	+5.10%	+7.02%	+28.93%	+52.40%
Performance p.a.	-	-	-	+12.47%	+2.52%	+2.29%	+5.21%	+5.62%
Sharpe ratio	3.96	1.12	0.39	0.69	-0.07	-0.09	0.09	0.13
Volatility	13.27%	12.18%	12.09%	13.01%	14.48%	14.47%	18.94%	16.24%
Worst month	-	-4.24%	-4.24%	-5.44%	-10.96%	-10.96%	-15.82%	-15.82%
Best month	-	6.16%	6.16%	8.16%	8.16%	8.16%	11.05%	11.05%
Maximum loss	-3.02%	-6.53%	-7.31%	-10.30%	-16.60%	-20.20%	-36.93%	-

Distribution permission

Austria, Germany, Switzerland, Czech Republic

¹ Important note on update status: The displayed date refers exclusively to the calculation of the NAV.

² The Mountain-View Data Fund Rating calculates a comparative ranking for funds using yield, volatility and trend data. For more information visit [MVD Funds Rating](#)

³ Displays the Ethical-Dynamical Ratio calculated according to standard criteria. The maximum value is 100. For more information visit [EDA](#)

FTGF ClearBridge.Inf.Val.Fd.E USD / IE00BD4GTX09 / A2DH4V / Franklin Templeton

Investment strategy

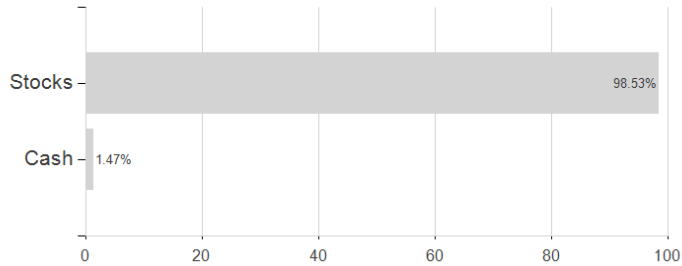
The fund will invest at least 80% of its net asset value in infrastructure companies via equity and equity-related securities listed or traded on regulated markets in the United States, United Kingdom, Japan, Germany, France, Italy and Canada, and equity and equity-related securities listed or traded on regulated markets of other developed countries and emerging market countries, including India ("OECD G7"). The fund invests in a number of infrastructure sectors such as utilities, transport, community and social infrastructure and communications.

Investment goal

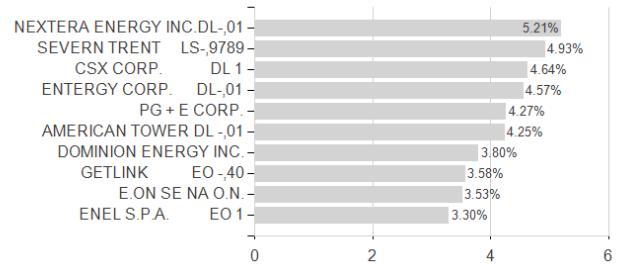
The fund's investment objective is to achieve long-term stable growth comprised of regular and consistent income from dividends and interest, plus capital growth, from a portfolio of global infrastructure securities.

Assessment Structure

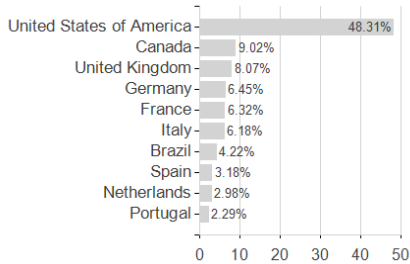
Assets



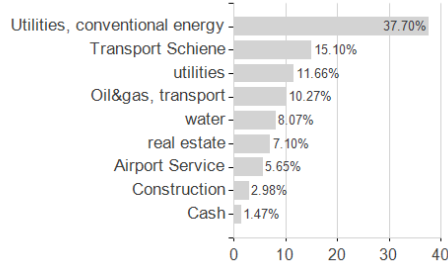
Largest positions



Countries



Branches



Currencies

