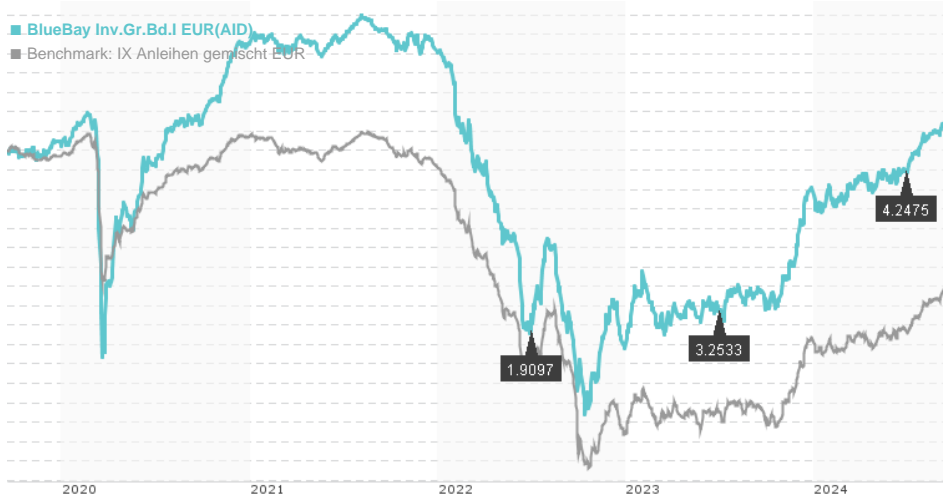


BlueBay Inv.Gr.Bd.I EUR(AID) / LU0357352672 / A0QY0C / RBC BlueBay AM

Last 09/13/2024 ¹	Region	Branch	Type of yield	Type
113.83 EUR	Worldwide	Bonds: Mixed	paying dividend	Fixed-Income Fund



Risk key figures

SRI	1	2	3	4	5	6	7
Mountain-View Funds Rating ²							EDA ³
							79

Yearly Performance

2023	+8.96%
2022	-14.50%
2021	-0.44%
2020	+5.25%
2019	+7.81%

Master data		Conditions		Other figures	
Fund type	Single fund	Issue surcharge	5.00%	Minimum investment	EUR 500,000.00
Category	Bonds	Planned administr. fee	0.00%	Savings plan	-
Sub category	Bonds: Mixed	Deposit fees	0.00%	UCITS / OGAW	Yes
Fund domicile	Luxembourg	Redemption charge	0.00%	Performance fee	0.00%
Tranch volume	-	Ongoing charges	-	Redeployment fee	0.00%
Total volume	(09/13/2024) EUR 2,593.19 mill.	Dividends		Investment company	
Launch date	5/7/2008	28.06.2024	4.25 EUR	RBC BlueBay AM	
KEST report funds	Yes	30.06.2023	3.25 EUR	4, Boulevard Royal, L-2449, Luxembourg	
Business year start	01.07.	30.06.2022	1.91 EUR	Luxembourg	
Sustainability type	-	30.06.2021	2.06 EUR	https://www.bluebay.com	
Fund manager	Andrzej Skiba, Marc Stacey, Tom Moulds	30.06.2020	2.55 EUR		

Performance	1M	6M	YTD	1Y	2Y	3Y	5Y	Since start
Performance	+0.41%	+3.04%	+3.47%	+9.36%	+10.87%	-4.66%	+1.25%	+12.13%
Performance p.a.	-	-	-	+9.34%	+5.29%	-1.58%	+0.25%	+1.49%
Sharpe ratio	0.92	0.99	0.55	1.82	0.42	-1.11	-0.70	-0.52
Volatility	1.65%	2.67%	2.78%	3.22%	4.29%	4.54%	4.60%	3.84%
Worst month	-	-0.63%	-0.91%	-0.91%	-3.89%	-4.86%	-7.75%	-7.75%
Best month	-	1.70%	2.86%	2.86%	3.33%	4.79%	4.79%	4.79%
Maximum loss	-0.28%	-1.01%	-1.13%	-1.36%	-5.40%	-18.68%	-19.24%	-

Distribution permission

Austria, Germany, Switzerland, Czech Republic

¹ Important note on update status: The displayed date refers exclusively to the calculation of the NAV.

² The Mountain-View Data Fund Rating calculates a comparative ranking for funds using yield, volatility and trend data. For more information visit [MVD Funds Rating](#)

³ Displays the Ethical-Dynamical Ratio calculated according to standard criteria. The maximum value is 100. For more information visit [EDA](#)

BlueBay Inv.Gr.Bd.I EUR(AID) / LU0357352672 / A0QY0C / RBC BlueBay AM

Investment strategy

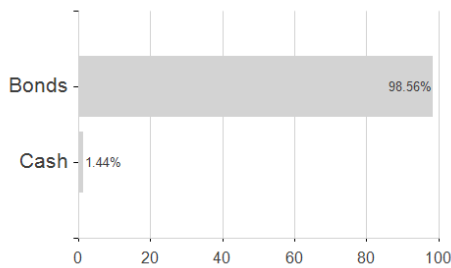
As part of the investment process, the Investment Manager has full discretion over the composition of the fund's portfolio and may take exposure to companies, countries or sectors not included in the benchmark. At least two-thirds of the fund's investments will be in fixed income bonds rated investment grade and issued by governments, banks and corporates based in European countries with a sovereign investment grade rating. At least two-thirds of the fund's investments will be denominated in currencies of European Union countries and the UK. Up to one-third of the fund's assets may be denominated in currencies of non-European countries whose sovereign long term debt rating is investment grade. Up to 15% of the fund's assets may be invested in fixed income bonds rated below investment grade, provided that such bonds are not rated below B-/B3 or an equivalent rating by a credit rating agency.

Investment goal

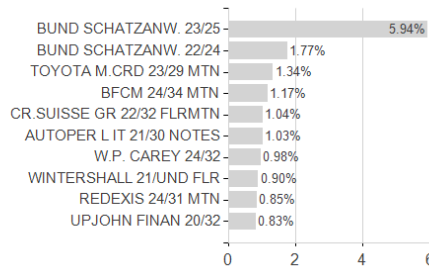
The fund aims to make a return for you through a mixture of generating income and growing the amount you originally invested. It mainly invests in bonds that pay a fixed interest. The fund is actively managed and targets better returns than its benchmark, the iBoxx Euro Corporates Index, while taking into account Environmental, Social and Governance ("ESG") considerations. There are no restrictions on the extent to which the fund's portfolio and performance may deviate from the ones of the benchmark.

Assessment Structure

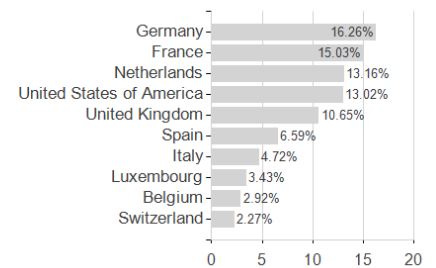
Assets



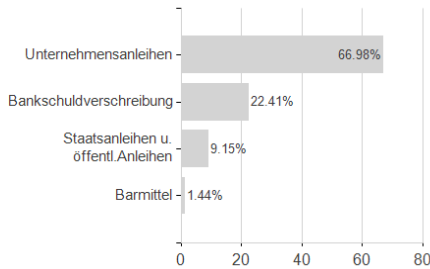
Largest positions



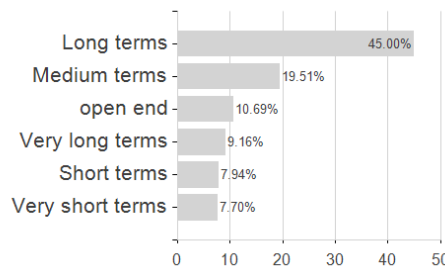
Countries



Issuer



Duration



Currencies

