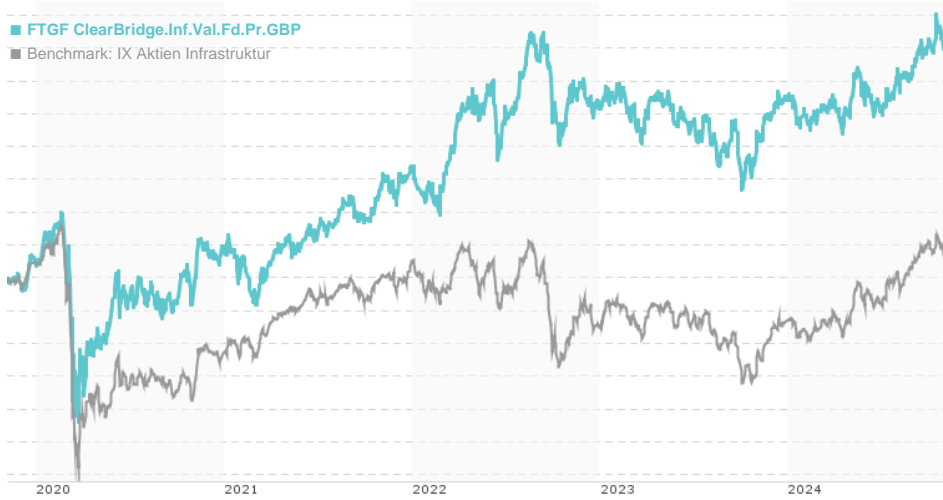


FTGF ClearBridge.Inf.Val.Fd.Pr.GBP / IE00BD4GV231 / A2DH4S / Franklin Templeton

Last 11/05/2024 ¹	Region	Branch	Type of yield	Type
18.09 GBP	Worldwide	Sector Infrastructure	reinvestment	Equity Fund



Risk key figures

SRI	1	2	3	4	5	6	7
Mountain-View Funds Rating ²	EDA ³						
	74						

Yearly Performance

2023	+1.19%
2022	+7.41%
2021	+12.82%
2020	+1.83%
2019	+21.05%

Master data		Conditions		Other figures	
Fund type	Single fund	Issue surcharge	0.00%	Minimum investment	GBP 10,000,000.00
Category	Equity	Planned administr. fee	0.00%	Savings plan	-
Sub category	Sector Infrastructure	Deposit fees	0.00%	UCITS / OGAW	Yes
Fund domicile	Ireland	Redemption charge	0.00%	Performance fee	0.00%
Tranch volume	(11/05/2024) EUR 0.094 mill.	Ongoing charges	-	Redeployment fee	0.00%
Total volume	(11/05/2024) EUR 684.03 mill.	Dividends		Investment company	
Launch date	6/30/2016	Franklin Templeton			
KESt report funds	No	Schottenring 16, 2.OG, 1010, Wien			
Business year start	29.02.	Austria			
Sustainability type	-	https://www.franklintempleton.at			
Fund manager	Nick Langley, Shane Hurst, Charles Hamieh, Simon Ong				

Performance	1M	6M	YTD	1Y	2Y	3Y	5Y	Since start
Performance	+0.50%	+5.91%	+6.29%	+11.12%	+6.54%	+16.63%	+35.40%	+80.90%
Performance p.a.	-	-	-	+11.12%	+3.22%	+5.26%	+6.24%	+7.35%
Sharpe ratio	0.23	0.81	0.41	0.78	0.01	0.18	0.19	0.29
Volatility	14.72%	11.17%	10.66%	10.36%	11.01%	12.02%	17.06%	14.83%
Worst month	-	-3.29%	-3.29%	-3.29%	-3.97%	-7.13%	-13.01%	-13.01%
Best month	-	4.41%	4.41%	4.41%	4.41%	8.85%	8.85%	8.85%
Maximum loss	-4.11%	-5.61%	-5.61%	-5.61%	-12.86%	-17.37%	-28.94%	-

Distribution permission

Austria, Germany, Switzerland, Czech Republic

1 Important note on update status: The displayed date refers exclusively to the calculation of the NAV.
 2 The Mountain-View Data Fund Rating calculates a comparative ranking for funds using yield, volatility and trend data. For more information visit [MVD Funds Rating](#)
 3 Displays the Ethical-Dynamical Ratio calculated according to standard criteria. The maximum value is 100. For more information visit [EDA](#)

FTGF ClearBridge.Inf.Val.Fd.Pr.GBP / IE00BD4GV231 / A2DH4S / Franklin Templeton

Investment strategy

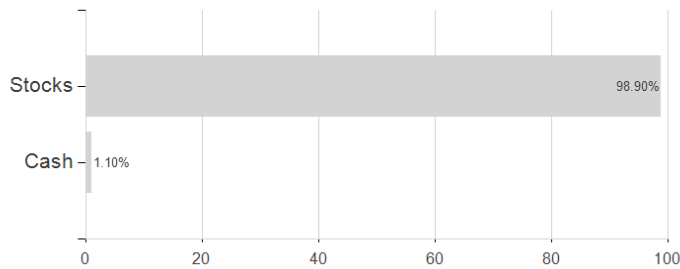
The Fund will invest at least 80% of its net asset value in infrastructure companies via equity and equity-related securities listed or traded on regulated markets in the United States, United Kingdom, Japan, Germany, France, Italy and Canada, and equity and equity-related securities listed or traded on regulated markets of other developed countries and emerging market countries, including India ("OECD G7"). The Fund invests in a number of infrastructure sectors such as utilities, transport, community and social infrastructure and communications. The Fund will typically be invested in 30 to 60 companies. The Fund may also invest in certain eligible China A-Shares via the Shanghai-Hong Kong Stock Connect and/or Shenzhen-Hong Kong Stock Connect. The Fund may invest in derivatives (financial instruments whose value is derived from the value of other assets), to help try to achieve the Fund's objective as well as to reduce risk or cost or to generate additional growth or income for the Fund.

Investment goal

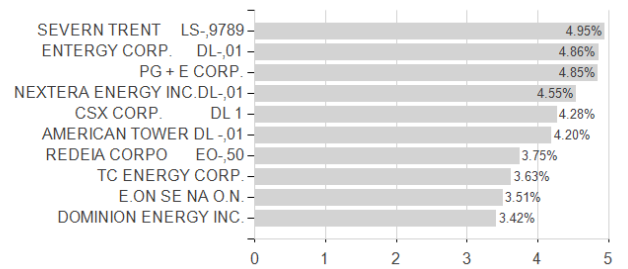
The Fund's investment objective is to achieve long-term stable growth comprised of regular and consistent income from dividends and interest, plus capital growth, from a portfolio of global infrastructure securities.

Assessment Structure

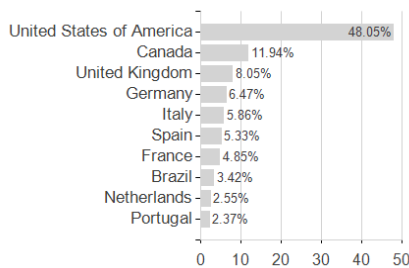
Assets



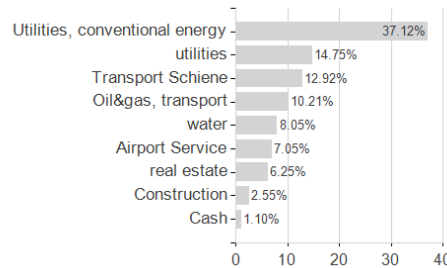
Largest positions



Countries



Branches



Currencies

