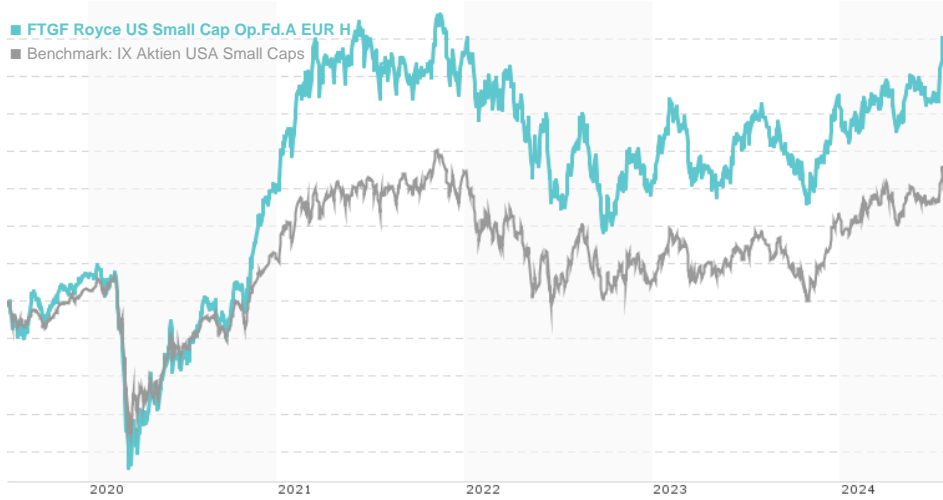


FTGF Royce US Small Cap Op.Fd.A EUR H / IE00B7MC4K07 / A1JS4R / Franklin Templeton

Last 07/25/2024 ¹	Country	Branch	Type of yield	Type
178.50 EUR	United States of America	Mixed Sectors	paying dividend	Equity Fund



Risk key figures

SRI	1	2	3	4	5	6	7	
Mountain-View Funds Rating ²							EDA ³	66

Yearly Performance

2023	+15.40%
2022	-20.53%
2021	+26.59%
2020	+22.31%
2019	+23.47%

Master data		Conditions		Other figures	
Fund type	Single fund	Issue surcharge	5.00%	Minimum investment	EUR 1,000.00
Category	Equity	Planned administr. fee	0.00%	Savings plan	-
Sub category	Mixed Sectors	Deposit fees	0.00%	UCITS / OGAW	Yes
Fund domicile	Ireland	Redemption charge	0.00%	Performance fee	0.00%
Tranch volume	(07/25/2024) USD 0.219 mill.	Ongoing charges	-	Redeployment fee	0.00%
Total volume	(07/25/2024) USD 809.97 mill.	Dividends		Investment company	
Launch date	11/16/2016	Franklin Templeton			
KESt report funds	No	Schottenring 16, 2.OG, 1010, Wien			
Business year start	29.02.	Austria			
Sustainability type	-	https://www.franklintempleton.at			
Fund manager	Jim Stoeffel, Brendan Hartman, Jim Harvey				

Performance	1M	6M	YTD	1Y	2Y	3Y	5Y	Since start
Performance	+7.76%	+11.04%	+8.32%	+10.71%	+22.42%	+1.33%	+66.93%	+72.43%
Performance p.a.	-	-	-	+10.68%	+10.63%	+0.44%	+10.78%	+7.36%
Sharpe ratio	5.89	1.00	0.60	0.36	0.32	-0.14	0.24	0.14
Volatility	24.53%	19.70%	19.45%	19.28%	21.95%	23.22%	29.01%	25.40%
Worst month	-	-7.22%	-7.22%	-7.84%	-12.85%	-12.85%	-28.45%	-28.45%
Best month	-	8.02%	10.28%	10.28%	12.65%	12.65%	22.64%	22.64%
Maximum loss	-4.01%	-8.58%	-8.58%	-17.48%	-21.25%	-32.90%	-49.37%	-

Distribution permission

Austria, Germany, Switzerland

¹ Important note on update status: The displayed date refers exclusively to the calculation of the NAV.

² The Mountain-View Data Fund Rating calculates a comparative ranking for funds using yield, volatility and trend data. For more information visit [MVD Funds Rating](#)

³ Displays the Ethical-Dynamical Ratio calculated according to standard criteria. The maximum value is 100. For more information visit [EDA](#)

DISCLAIMER: The information on this page are for informational purposes only and should neither an offer to sell nor a solicitation for the purchase of the security or recommendation in favor of the security to be understood. baha GmbH assumes no liability despite thorough searches for the accuracy of the data.

Funds data from: www.mountain-view.com. Fact Sheet created by: www.baha.com

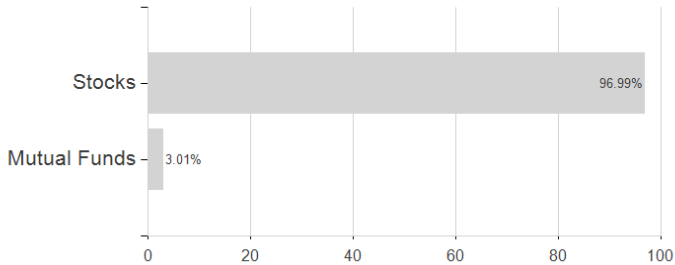
FTGF Royce US Small Cap Op.Fd.A EUR H / IE00B7MC4K07 / A1JS4R / Franklin Templeton

Investment goal

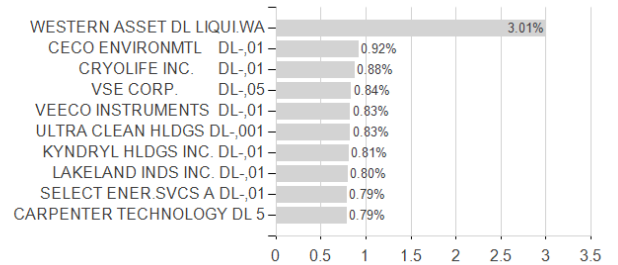
The Fund seeks to achieve long-term capital appreciation by investing at least 70% of its Total Asset Value in a diversified portfolio of equity securities issued by small- and microcap U.S. companies (market capitalisations of less than US\$2.5 billion). The Sub-Investment Manager attempts to take advantage of what it believes are opportunistic situations for undervalued securities.

Assessment Structure

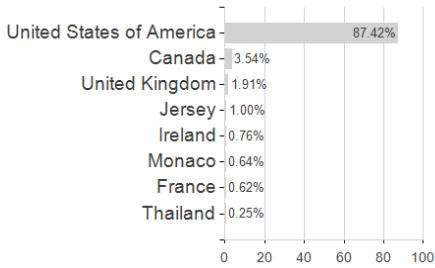
Assets



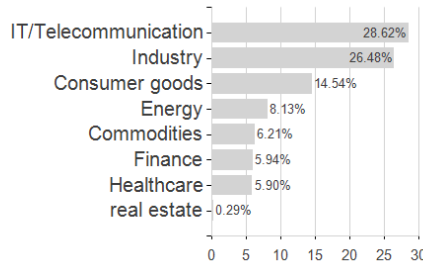
Largest positions



Countries



Branches



Currencies

