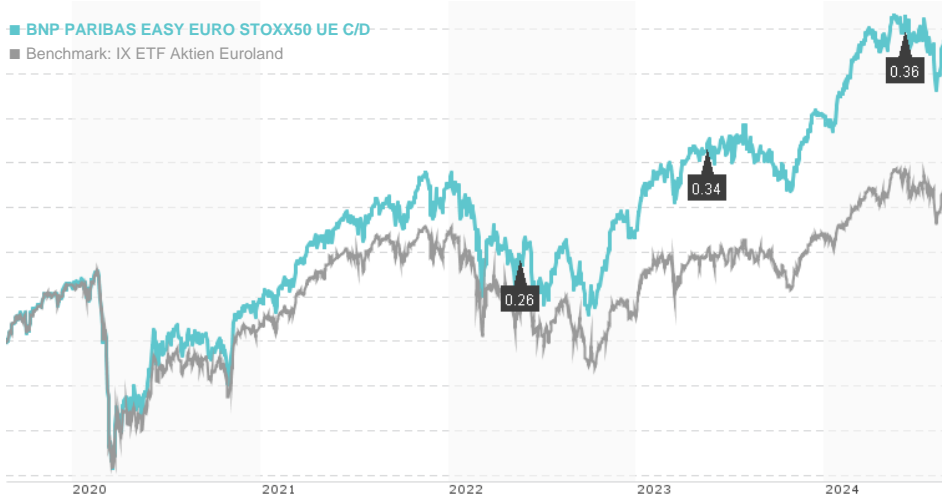


**BNP PARIBAS EASY EURO STOXX50 UE C/D / FR0012740983 / A14UTF / BNP PARIBAS AM Eur.**

Last 08/22/2024 <sup>1</sup>	Region	Branch	Type of yield	Type
12.13 EUR	Euroland	ETF Stocks	paying dividend	Alternative Investm.



**Risk key figures**

SRI	1	2	3	4	5	6	7	
Mountain-View Funds Rating <sup>2</sup>							EDA <sup>3</sup>	-

**Yearly Performance**

2023	+20.78%
2022	-7.47%
2021	+24.03%
2020	-2.90%
2019	+28.63%

Master data		Conditions		Other figures	
Fund type	Single fund	Issue surcharge	3.00%	Minimum investment	UNT 1
Category	Equity	Planned administr. fee	0.00%	Savings plan	-
Sub category	ETF Stocks	Deposit fees	0.00%	UCITS / OGAW	Yes
Fund domicile	France	Redemption charge	3.00%	Performance fee	0.00%
Tranch volume	(08/22/2024) EUR 113.75 mill.	Ongoing charges	-	Redeployment fee	0.00%
Total volume	(08/22/2024) EUR 592.20 mill.	Dividends		Investment company	
Launch date	7/27/2015	04.06.2024	0.36 EUR	BNP PARIBAS AM Eur.	
KESt report funds	Yes	17.05.2023	0.34 EUR	14 rue Bergère, 75009, Paris	
Business year start	01.01.	18.05.2022	0.26 EUR	France	
Sustainability type	-	18.05.2021	0.20 EUR	https://www.bnpparibas-am.com	
Fund manager	MAJANI D'INGUIMBERT Arnaud	15.05.2020	0.23 EUR		

Performance	1M	6M	YTD	1Y	2Y	3Y	5Y	Since start
Performance	-0.20%	+2.86%	+10.81%	+17.94%	+41.50%	+28.17%	+66.17%	+84.29%
Performance p.a.	-	-	-	+17.89%	+18.92%	+8.62%	+10.68%	+6.97%
Sharpe ratio	-0.32	0.17	1.08	1.17	1.06	0.29	0.35	0.18
Volatility	18.24%	13.42%	12.87%	12.29%	14.48%	17.54%	20.43%	18.92%
Worst month	-	-2.37%	-2.37%	-3.84%	-5.53%	-8.66%	-16.17%	-16.17%
Best month	-	5.10%	5.10%	8.05%	9.81%	9.81%	18.03%	18.03%
Maximum loss	-6.97%	-9.72%	-9.72%	-9.72%	-10.64%	-23.22%	-38.18%	-

**Distribution permission**

Austria, Germany, Switzerland

<sup>1</sup> Important note on update status: The displayed date refers exclusively to the calculation of the NAV.  
<sup>2</sup> The Mountain-View Data Fund Rating calculates a comparative ranking for funds using yield, volatility and trend data. For more information visit [MVD Funds Rating](#)  
<sup>3</sup> Displays the Ethical-Dynamical Ratio calculated according to standard criteria. The maximum value is 100. For more information visit [EDA](#)

**BNP PARIBAS EASY EURO STOXX50 UE C/D / FR0012740983 / A14UTF / BNP PARIBAS AM Eur.**

**Investment strategy**

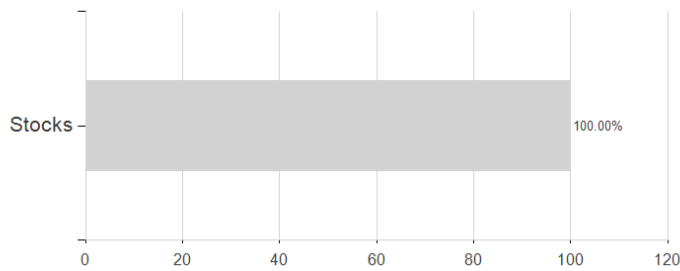
The Product's assets are made up of financial instruments (shares of French companies from all sectors and/or European companies and bond and/or money market instruments, financial contracts). The Product uses either the synthetic replication methodology or a direct replication of the index.

**Investment goal**

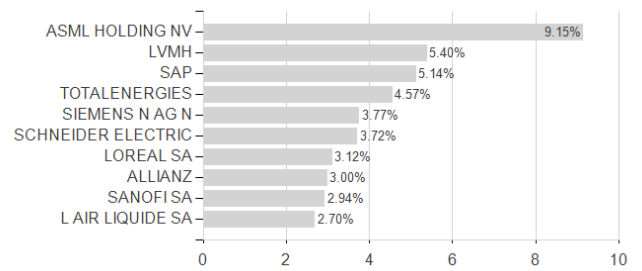
The objective of this Product is to replicate the performance of the EURO STOXX® 50 Net Return index (Bloomberg code: SX5T Index), calculated with net dividends reinvested, whether it rises or falls, before the deduction of management and operations costs. As the Product is indexed, it seeks to maintain the tracking error in absolute terms between the growth of the Product's net asset value and that of the index at a level below 1%. If this tracking error exceeds 1%, it must not, in any event, exceed 5% of the index's volatility. The tracking error is calculated on the basis of the weekly performance observed over the previous fifty-two (52) weeks.

**Assessment Structure**

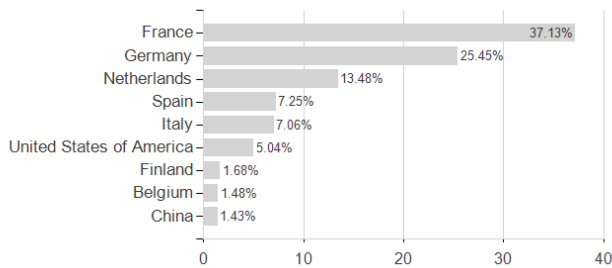
**Assets**



**Largest positions**



**Countries**



**Branches**

