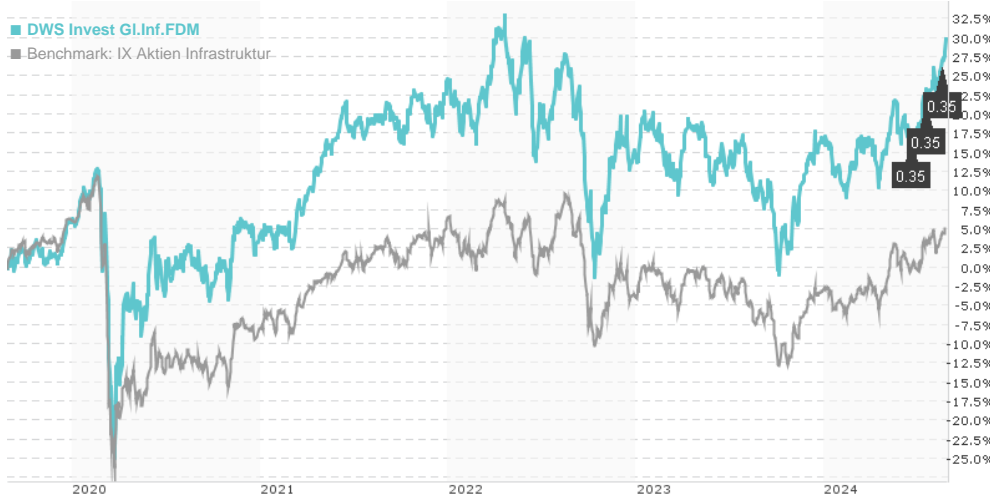


DWS Invest GI.Inf.FDM / LU1277647274 / DWS2CN / DWS Investment SA

Last 08/26/2024 ¹	Region	Branch	Type of yield	Type
127.34 USD	Worldwide	Sector Infrastructure	paying dividend	Equity Fund



Risk key figures

SRI	1	2	3	4	5	6	7
Mountain-View Funds Rating ²	EDA ³						
	71						

Yearly Performance

2023	+1.74%
2022	-8.24%
2021	+19.65%
2020	-1.66%
2019	+28.35%

Master data		Conditions		Other figures	
Fund type	Single fund	Issue surcharge	0.00%	Minimum investment	USD 2,000,000.00
Category	Equity	Planned administr. fee	0.00%	Savings plan	-
Sub category	Sector Infrastructure	Deposit fees	0.00%	UCITS / OGAW	Yes
Fund domicile	Luxembourg	Redemption charge	0.00%	Performance fee	0.00%
Tranch volume	(08/26/2024) EUR 20.09 mill.	Ongoing charges	-	Redeployment fee	0.00%
Total volume	(06/28/2024) EUR 2,170.96 mill.	Dividends		Investment company	
Launch date	9/14/2015	16.08.2024	0.35 USD	DWS Investment SA	
KEST report funds	Yes	16.07.2024	0.35 USD	Mainzer Landstraße 11-17, 60329, Frankfurt am Main	
Business year start	01.01.	18.06.2024	0.35 USD	Germany	
Sustainability type	-	21.05.2024	0.35 USD	https://www.dws.de	
Fund manager	Patel, Manoj	17.04.2024	0.35 USD		

Performance	1M	6M	YTD	1Y	2Y	3Y	5Y	Since start
Performance	+5.53%	+14.50%	+11.61%	+18.01%	+3.16%	+9.32%	+30.41%	+65.59%
Performance p.a.	-	-	-	+18.07%	+1.57%	+3.01%	+5.45%	+6.68%
Sharpe ratio	7.37	2.33	1.30	1.07	-0.13	-0.03	0.11	0.21
Volatility	11.53%	11.89%	11.49%	13.65%	14.93%	14.85%	17.11%	14.89%
Worst month	-	-1.85%	-2.53%	-5.13%	-12.54%	-12.54%	-12.54%	-12.54%
Best month	-	5.99%	5.99%	9.63%	9.63%	9.63%	10.26%	10.26%
Maximum loss	-2.54%	-5.60%	-6.82%	-11.21%	-21.55%	-25.75%	-33.46%	-

Distribution permission

Austria, Germany, Switzerland, Luxembourg, Czech Republic

¹ Important note on update status: The displayed date refers exclusively to the calculation of the NAV.

² The Mountain-View Data Fund Rating calculates a comparative ranking for funds using yield, volatility and trend data. For more information visit [MVD Funds Rating](#)

³ Displays the Ethical-Dynamical Ratio calculated according to standard criteria. The maximum value is 100. For more information visit [EDA](#)

DWS Invest GI.Inf.FDM / LU1277647274 / DWS2CN / DWS Investment SA

Investment strategy

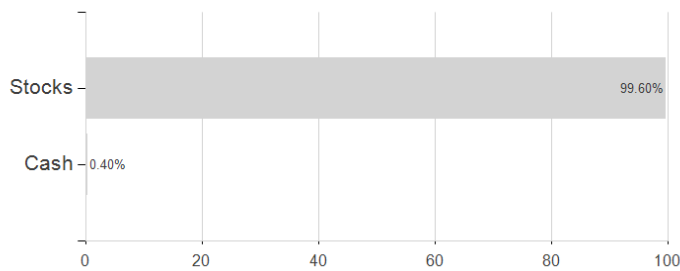
In order to achieve this, the fund invests primarily in equities of issuers whose activities are focused on the global infrastructure segment. The infrastructure segment includes transport, energy, water and communication, in addition to social infrastructure. When selecting investments, environmental and social aspects and the principles of good corporate governance (ESG aspects) are taken into consideration alongside the financial performance. In this context, the selection of individual investments is the responsibility of the fund management. The return of the product is reflected by the daily calculated net asset value per unit and the distribution amount if applicable. The currency of the fund is EUR.

Investment goal

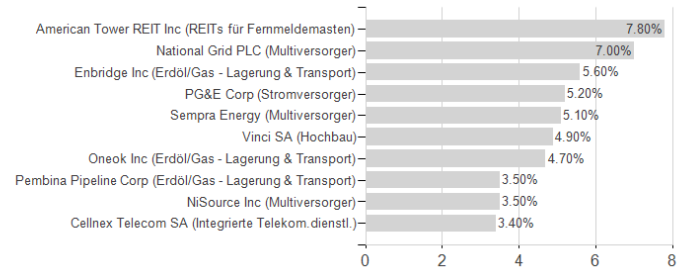
The fund is actively managed. The fund is not managed in reference to a benchmark. The fund promotes environmental and social characteristics and is subject to the disclosure requirements of a financial product in accordance with article 8(1) of Regulation (EU) 2019/2088 on sustainability-related disclosures in the financial services sector. More ESG information is available in the sales prospectus and on the DWS website. The objective of the investment policy is to achieve capital appreciation.

Assessment Structure

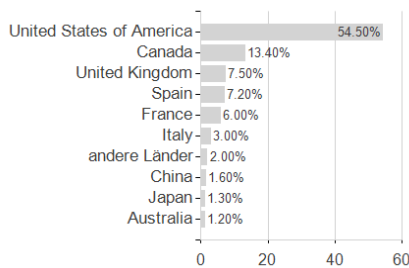
Assets



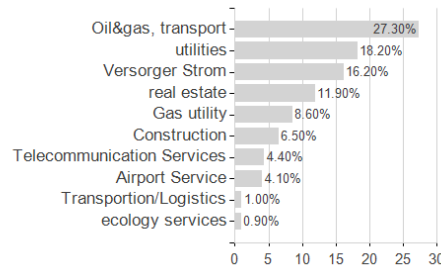
Largest positions



Countries



Branches



Currencies

