

F.India Fd.W USD / LU0792612383 / A1JZZF / Franklin Templeton

Last 07/09/2024 ¹	Country	Branch	Type of yield	Type
39.02 USD	India	Mixed Sectors	reinvestment	Equity Fund



Risk key figures

SRI	1	2	3	4	5	6	7	
Mountain-View Funds Rating ²							EDA ³	54

Yearly Performance

2023	+27.89%
2022	-10.86%
2021	+26.54%
2020	+13.84%
2019	+8.29%

Master data		Conditions		Other figures	
Fund type	Single fund	Issue surcharge	0.00%	Minimum investment	EUR 1,000.00
Category	Equity	Planned administr. fee	0.00%	Savings plan	-
Sub category	Mixed Sectors	Deposit fees	0.14%	UCITS / OGAW	Yes
Fund domicile	Luxembourg	Redemption charge	0.00%	Performance fee	0.00%
Tranch volume	(06/28/2024) USD 70.51 mill.	Ongoing charges	-	Redeployment fee	0.00%
Total volume	(06/28/2024) USD 2,765.57 mill.	Dividends		Investment company	
Launch date	6/22/2012	Franklin Templeton			
KEST report funds	Yes	Schottenring 16, 2.OG, 1010, Wien			
Business year start	01.07.	Austria			
Sustainability type	-	https://www.franklintempleton.at			
Fund manager	Sukumar Rajah				

Performance	1M	6M	YTD	1Y	2Y	3Y	5Y	Since start
Performance	+4.70%	+15.10%	+15.79%	+34.09%	+54.53%	+46.47%	+93.07%	+116.90%
Performance p.a.	-	-	-	+34.09%	+24.35%	+13.55%	+14.05%	+10.55%
Sharpe ratio	11.80	1.99	2.03	2.40	1.52	0.62	0.49	0.36
Volatility	6.31%	14.50%	14.31%	12.71%	13.63%	15.88%	21.10%	18.97%
Worst month	-	-0.11%	-0.11%	-2.56%	-5.66%	-6.37%	-28.14%	-28.14%
Best month	-	7.19%	7.19%	7.19%	9.85%	9.85%	12.18%	12.18%
Maximum loss	-0.76%	-5.03%	-5.03%	-6.56%	-10.61%	-24.09%	-43.80%	-

Distribution permission

Austria, Germany, Switzerland

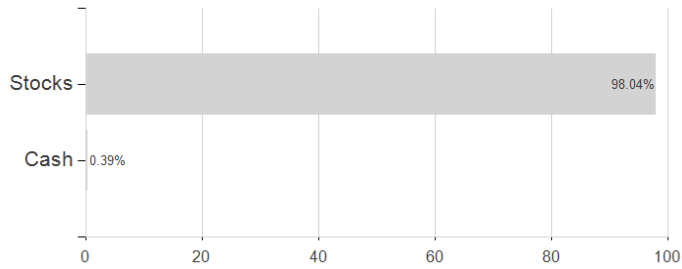
1 Important note on update status: The displayed date refers exclusively to the calculation of the NAV.
2 The Mountain-View Data Fund Rating calculates a comparative ranking for funds using yield, volatility and trend data. For more information visit [MVD Funds Rating](#)

F.India Fd.W USD / LU0792612383 / A1JZZF / Franklin Templeton


3 Displays the Ethical-Dynamical Ratio calculated according to standard criteria. The maximum value is 100. For more information visit [EDA](#)

Assessment Structure

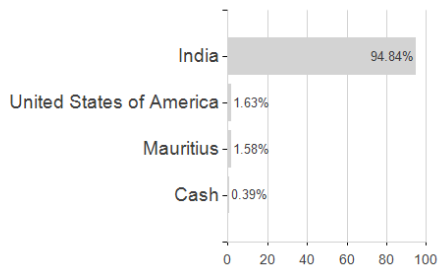
Assets



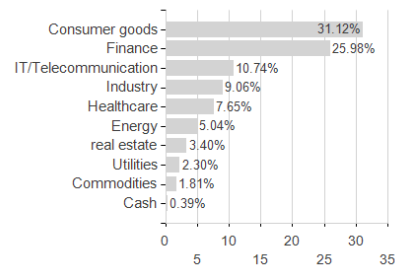
Largest positions



Countries



Branches



Currencies

