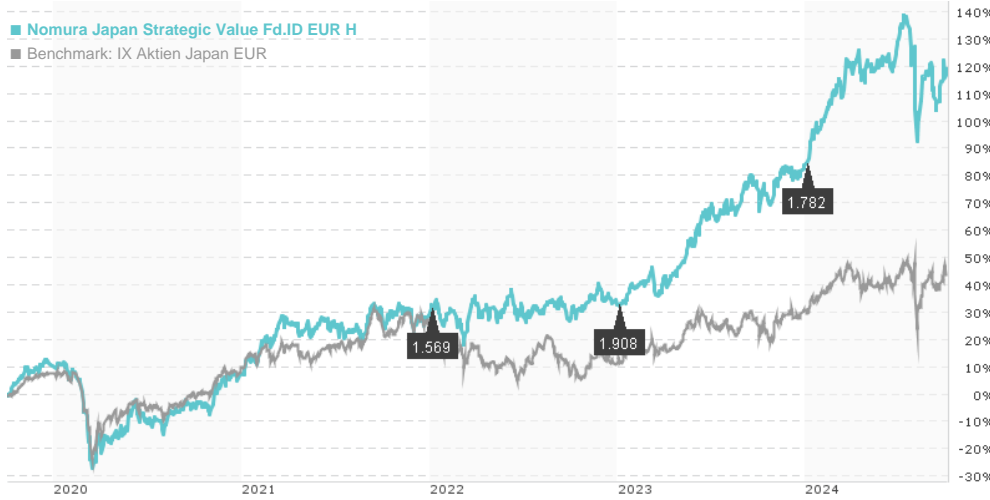


Nomura Japan Strategic Value Fd.ID EUR H / IE00BK0SCN05 / A113NV / Nomura AM (UK)

Last 10/02/2024 ¹	Country	Branch	Type of yield	Type
195.74 EUR	Japan	Mixed Sectors	paying dividend	Equity Fund



Risk key figures

SRI	1	2	3	4	5	6	7
Mountain-View Funds Rating ²							
EDA ³	73						

Yearly Performance

2023	+38.09%
2022	+3.34%
2021	+19.17%
2020	-2.12%
2019	+18.82%

Master data		Conditions		Other figures	
Fund type	Single fund	Issue surcharge	0.00%	Minimum investment	USD 1,000,000.00
Category	Equity	Planned administr. fee	0.00%	Savings plan	-
Sub category	Mixed Sectors	Deposit fees	0.01%	UCITS / OGAW	Yes
Fund domicile	Ireland	Redemption charge	0.00%	Performance fee	0.00%
Tranch volume	(10/02/2024) JPY 0.515 mill.	Ongoing charges	-	Redeployment fee	0.00%
Total volume	(10/02/2024) JPY 278,771.89 mill.	Dividends		Investment company	
Launch date	12/17/2015	04.01.2024	1.78 EUR	Nomura AM (UK) 1 Angel Lane, EC4R3AB, London United Kingdom https://www.nomura-asset.co.uk/	
KESr report funds	Yes	04.01.2023	1.91 EUR		
Business year start	01.01.	04.01.2022	1.57 EUR		
Sustainability type	-	06.01.2021	1.28 EUR		
Fund manager	Yoshihiro Miyazaki	06.01.2020	1.39 EUR		

Performance	1M	6M	YTD	1Y	2Y	3Y	5Y	Since start
Performance	-1.06%	+0.69%	+19.11%	+25.49%	+70.99%	+74.29%	+117.72%	+159.61%
Performance p.a.	-	-	-	+25.41%	+30.76%	+20.36%	+16.82%	+12.73%
Sharpe ratio	-0.64	-0.08	1.12	1.13	1.65	1.02	0.72	0.55
Volatility	23.99%	23.16%	20.73%	19.60%	16.71%	16.86%	18.83%	17.27%
Worst month	-	-2.73%	-2.73%	-2.73%	-3.92%	-5.16%	-12.23%	-12.23%
Best month	-	2.41%	8.11%	8.11%	8.96%	8.96%	11.34%	11.34%
Maximum loss	-7.76%	-19.39%	-19.39%	-19.39%	-19.39%	-19.39%	-35.37%	-

Distribution permission

Austria, Germany, Switzerland, Czech Republic

¹ Important note on update status: The displayed date refers exclusively to the calculation of the NAV.

² The Mountain-View Data Fund Rating calculates a comparative ranking for funds using yield, volatility and trend data. For more information visit [MVD Funds Rating](#)

³ Displays the Ethical-Dynamical Ratio calculated according to standard criteria. The maximum value is 100. For more information visit [EDA](#)

Nomura Japan Strategic Value Fd.ID EUR H / IE00BK0SCN05 / A113NV / Nomura AM (UK)

Investment strategy

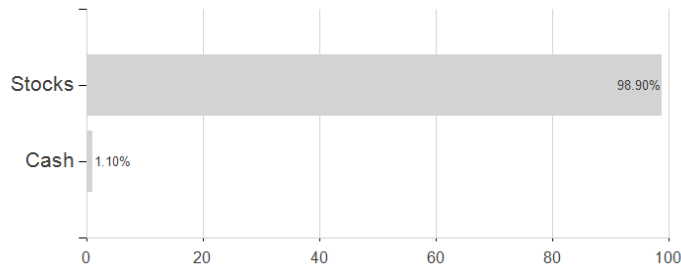
The fund shall invest primarily in equity and equity-related securities in Japan and also up to 30% of the value of the fund may be invested in non- Japanese companies that have business activities in Japan. The fund will target companies that are considered to have good prospects for growth including those going through significant business changes. The fund is considered to be actively managed in reference to the index (Topix Index) by virtue of the fact that it uses the index for performance comparison purposes.

Investment goal

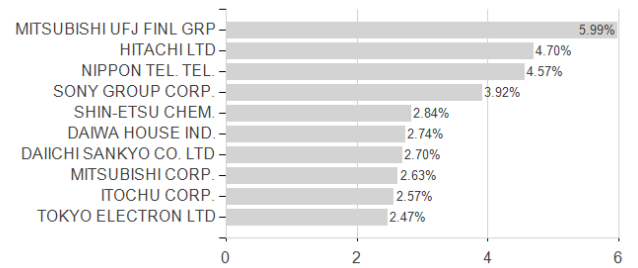
Any income the Fund generates will be accumulated and reinvested on behalf of investors. The fund aims to achieve capital growth by investing primarily in shares of companies of all sizes traded or listed in Japan.

Assessment Structure

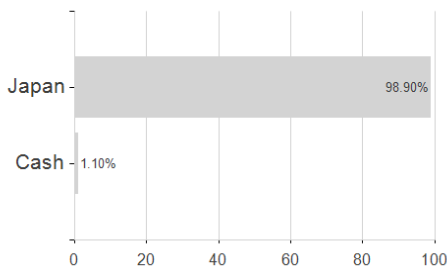
Assets



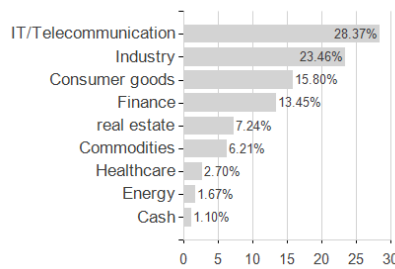
Largest positions



Countries



Branches



Currencies

