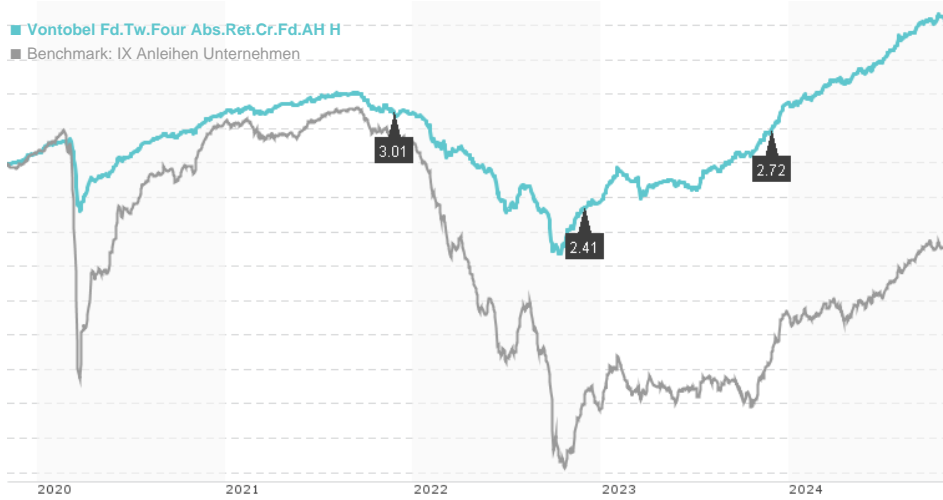


Vontobel Fd.Tw.Four Abs.Ret.Cr.Fd.AH H / LU1380459351 / A2AF2X / Vontobel AM

Last 10/30/2024 ¹	Region	Branch	Type of yield	Type
96.84 USD	Worldwide	Corporate Bonds	paying dividend	Fixed-Income Fund



Risk key figures

SRI	1	2	3	4	5	6	7
Mountain-View Funds Rating ²	EDA ³						
	79						

Yearly Performance

2023	+5.90%
2022	-5.03%
2021	-0.04%
2020	+2.42%
2019	+6.05%

Master data		Conditions		Other figures	
Fund type	Single fund	Issue surcharge	5.00%	Minimum investment	UNT 0
Category	Bonds	Planned administr. fee	0.00%	Savings plan	-
Sub category	Corporate Bonds	Deposit fees	0.00%	UCITS / OGAW	Yes
Fund domicile	Luxembourg	Redemption charge	0.30%	Performance fee	0.00%
Tranch volume	(10/30/2024) GBP 3.06 mill.	Ongoing charges	-	Redeployment fee	0.00%
Total volume	(10/30/2024) GBP 3,167.88 mill.	Dividends		Investment company	
Launch date	3/23/2016	27.11.2023	2.72 USD	Vontobel AM	
KEST report funds	Yes	28.11.2022	2.41 USD	Gotthardstrasse 43, 8022, Zürich	
Business year start	01.09.	24.11.2021	3.01 USD	Switzerland	
Sustainability type	-	25.11.2020	3.53 USD	https://www.vontobel.com	
Fund manager	Bowie , Shannon , Anderson , Daley , Owen	26.11.2019	3.81 USD		

Performance	1M	6M	YTD	1Y	2Y	3Y	5Y	Since start
Performance	-0.01%	+3.42%	+4.62%	+7.39%	+12.67%	+5.08%	+8.42%	+20.39%
Performance p.a.	-	-	-	+7.37%	+6.14%	+1.67%	+1.63%	+2.31%
Sharpe ratio	-2.44	3.38	2.18	3.64	2.23	-0.81	-0.90	-0.54
Volatility	1.30%	1.15%	1.18%	1.19%	1.39%	1.72%	1.59%	1.38%
Worst month	-	-0.12%	-0.12%	-0.12%	-0.54%	-2.68%	-3.07%	-3.07%
Best month	-	1.08%	1.45%	1.45%	1.58%	1.58%	1.58%	1.58%
Maximum loss	-0.31%	-0.31%	-0.34%	-0.34%	-1.85%	-8.36%	-9.01%	-

Distribution permission

Austria, Germany, Switzerland, Luxembourg, Czech Republic

1 Important note on update status: The displayed date refers exclusively to the calculation of the NAV.

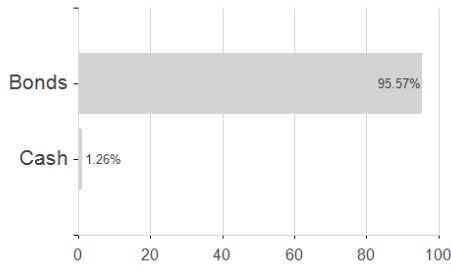
2 The Mountain-View Data Fund Rating calculates a comparative ranking for funds using yield, volatility and trend data. For more information visit [MVD Funds Rating](#)

3 Displays the Ethical-Dynamical Ratio calculated according to standard criteria. The maximum value is 100. For more information visit [EDA](#)

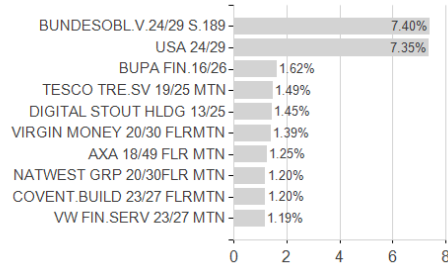
Vontobel Fd.Tw.Four Abs.Ret.Cr.Fd.AH H / LU1380459351 / A2AF2X / Vontobel AM

Assessment Structure

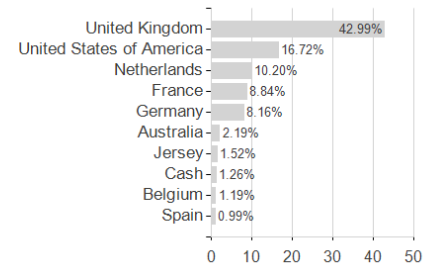
Assets



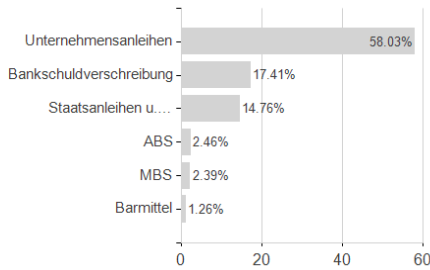
Largest positions



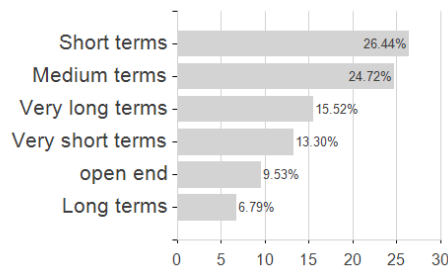
Countries



Issuer



Duration



Currencies

