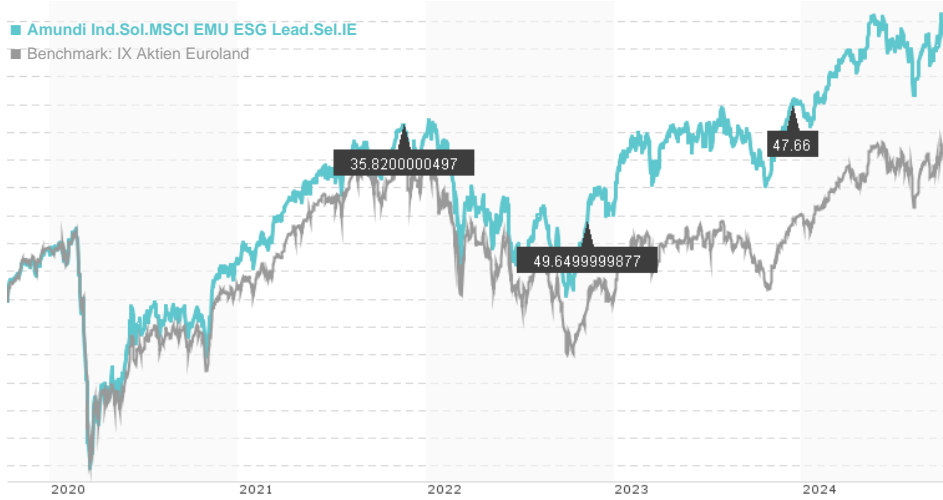


Amundi Ind.Sol.MSCI EMU ESG Lead.Sel.IE / LU0389811026 / A0RA1B / Amundi Luxembourg

Last 10/07/2024 ¹	Region	Branch	Type of yield	Type
1775.61 EUR	Euroland	Mixed Sectors	paying dividend	Equity Fund



Risk key figures

SRI	1	2	3	4	5	6	7
Mountain-View Funds Rating ²							EDA ³
							73

Yearly Performance

2023	+17.29%
2022	-10.89%
2021	+21.43%
2020	-1.44%
2019	+28.96%

Master data		Conditions		Other figures	
Fund type	Single fund	Issue surcharge	2.50%	Minimum investment	USD 500,000.00
Category	Equity	Planned administr. fee	0.00%	Savings plan	-
Sub category	Mixed Sectors	Deposit fees	0.00%	UCITS / OGAW	Yes
Fund domicile	Luxembourg	Redemption charge	0.00%	Performance fee	0.00%
Tranch volume	(10/07/2024) EUR 11.24 mill.	Ongoing charges	-	Redeployment fee	0.00%
Total volume	(10/07/2024) EUR 1,905.98 mill.	Dividends		Investment company	
Launch date	9/23/2008	12.12.2023	47.66 EUR	Amundi Luxembourg 5 allée Scheffer, L-2520, Luxembourg Luxembourg https://www.amundi.lu	
KEST report funds	Yes	08.11.2022	49.65 EUR		
Business year start	01.10.	16.11.2021	35.82 EUR		
Sustainability type	Ethics/ecology	25.11.2020	24.97 EUR		
Fund manager	-	25.11.2019	41.67 EUR		

Performance	1M	6M	YTD	1Y	2Y	3Y	5Y	Since start
Performance	+3.53%	+3.18%	+9.75%	+19.43%	+43.24%	+19.82%	+47.92%	+83.47%
Performance p.a.	-	-	-	+19.49%	+19.65%	+6.21%	+8.14%	+7.87%
Sharpe ratio	3.85	0.26	0.86	1.46	1.28	0.18	0.25	0.27
Volatility	13.98%	12.52%	11.26%	11.14%	12.82%	16.24%	19.23%	16.85%
Worst month	-	-2.73%	-2.73%	-3.13%	-3.59%	-8.28%	-17.03%	-17.03%
Best month	-	3.35%	3.35%	7.24%	10.07%	10.07%	16.89%	16.89%
Maximum loss	-2.82%	-9.45%	-9.45%	-9.45%	-10.36%	-24.06%	-38.16%	-

Distribution permission

Austria, Germany, Czech Republic

¹ Important note on update status: The displayed date refers exclusively to the calculation of the NAV.
² The Mountain-View Data Fund Rating calculates a comparative ranking for funds using yield, volatility and trend data. For more information visit [MVD Funds Rating](#)
³ Displays the Ethical-Dynamical Ratio calculated according to standard criteria. The maximum value is 100. For more information visit [EDA](#)

Amundi Ind.Sol.MSCI EMU ESG Lead.Sel.IE / LU0389811026 / A0RA1B / Amundi Luxembourg

Investment strategy

The Sub-Fund aims to achieve a level of tracking error of the Sub-Fund and its index that will not normally exceed 1%. The Index is a Net Total Return Index: dividends net of tax paid by the index constituents are included in the Index return. MSCI EMU ESG Leaders Select 5% Issuer Capped Index is an equity index based on the MSCI EMU Index ("Parent Index"), representative of the large and mid-cap stocks across 10 developed countries (as of September 2020) in the European Economic and Monetary Union (EMU) and issued by companies that have the highest Environmental, Social and Governance (ESG) rating in each sector of the Parent Index.

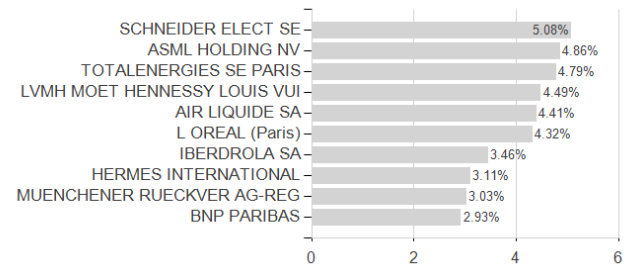
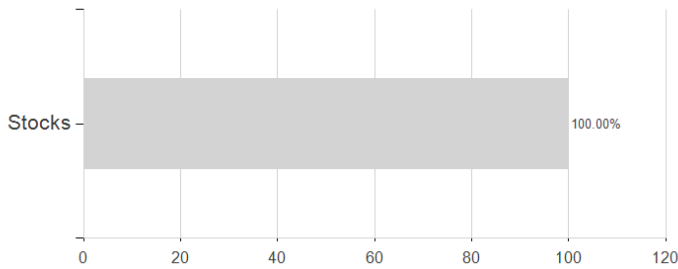
Investment goal

The objective of this Sub-Fund is to track the performance of MSCI EMU ESG LEADERS SELECT 5% Issuer Capped Index, and to minimize the tracking error between the net asset value of the Sub-Fund and the performance of the Index.

Assessment Structure

Assets

Largest positions



Countries

Branches

Currencies

