

FTGF WA US M.B.Sec.Fd.A USD / IE00BCQNQK89 / A1W3LW / Franklin Templeton

Last 07/23/2024 <sup>1</sup>	Country	Branch	Type of yield	Type
73.58 USD	United States of America	Government Bonds	paying dividend	Fixed-Income Fund



Risk key figures

SRI	1	2	3	4	5	6	7
Mountain-View Funds Rating <sup>2</sup>	EDA <sup>3</sup>						
	▲▲▲▲▲▲▲						

Yearly Performance

2023	+3.54%
2022	-13.00%
2021	-2.22%
2020	+2.10%
2019	+5.36%

Master data	Conditions	Other figures
-------------	------------	---------------

Fund type	Single fund	Issue surcharge	5.00%	Minimum investment	USD 1,000.00
Category	Bonds	Planned administr. fee	0.00%	Savings plan	-
Sub category	Government Bonds	Deposit fees	0.00%	UCITS / OGAW	Yes
Fund domicile	Ireland	Redemption charge	0.00%	Performance fee	0.00%
Tranch volume	(07/22/2024) USD 0.009 mill.	Ongoing charges	-	Redeployment fee	0.00%
Total volume	(07/22/2024) USD 1,178.95 mill.	<b>Dividends</b>		<b>Investment company</b>	
Launch date	1/13/2016	01.07.2024	0.21 USD	Franklin Templeton	
KEST report funds	No	03.06.2024	0.24 USD	Schottenring 16, 2.OG, 1010, Wien	
Business year start	29.02.	01.05.2024	0.23 USD	Austria	
Sustainability type	-	01.04.2024	0.23 USD	https://www.franklintempleton.at	
Fund manager	Gregory E. Handler, Ken Leech, Sean Johnson, Ion Gabriel Dan	01.03.2024	0.22 USD		

Performance	1M	6M	YTD	1Y	2Y	3Y	5Y	Since start
Performance	+0.50%	+1.40%	+0.05%	+2.47%	-2.72%	-11.08%	-8.95%	-5.93%
Performance p.a.	-	-	-	+2.48%	-1.37%	-3.83%	-1.86%	-0.75%
Sharpe ratio	0.57	-0.14	-0.57	-0.17	-0.63	-1.04	-0.97	-0.95
Volatility	5.25%	6.35%	6.30%	7.34%	8.11%	7.24%	5.74%	4.70%
Worst month	-	-2.85%	-2.85%	-3.05%	-5.12%	-5.12%	-5.12%	-5.12%
Best month	-	1.82%	3.98%	4.83%	4.83%	4.83%	4.83%	4.83%
Maximum loss	-1.29%	-4.23%	-4.23%	-7.19%	-13.14%	-19.54%	-20.30%	-

Distribution permission

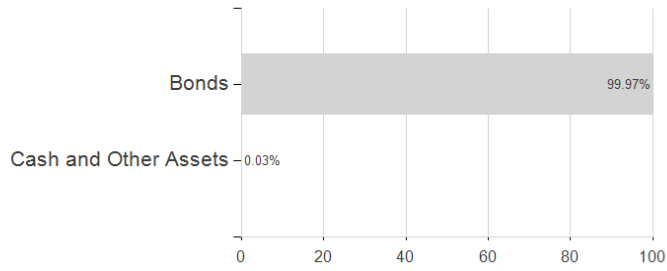
Austria, Germany, Switzerland

1 Important note on update status: The displayed date refers exclusively to the calculation of the NAV.  
 2 The Mountain-View Data Fund Rating calculates a comparative ranking for funds using yield, volatility and trend data. For more information visit [MVD Funds Rating](#)  
 3 Displays the Ethical-Dynamical Ratio calculated according to standard criteria. The maximum value is 100. For more information visit [EDA](#)

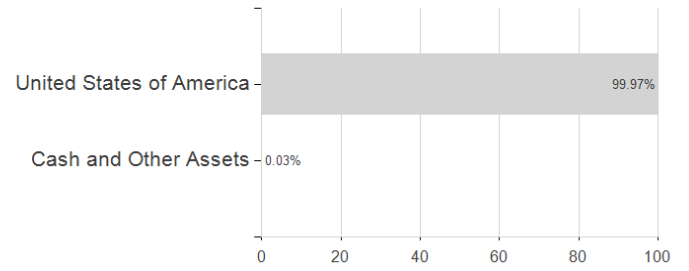
FTGF WA US M.B.Sec.Fd.A USD / IE00BCQNQK89 / A1W3LW / Franklin Templeton

Assessment Structure

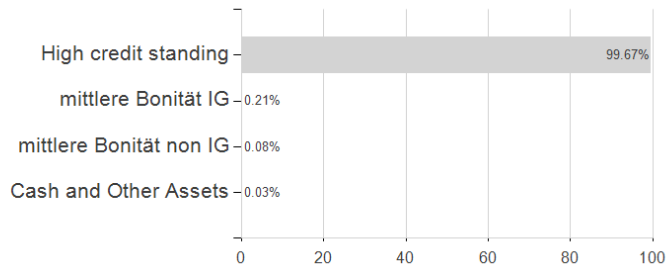
Assets



Countries



Rating



Issuer

