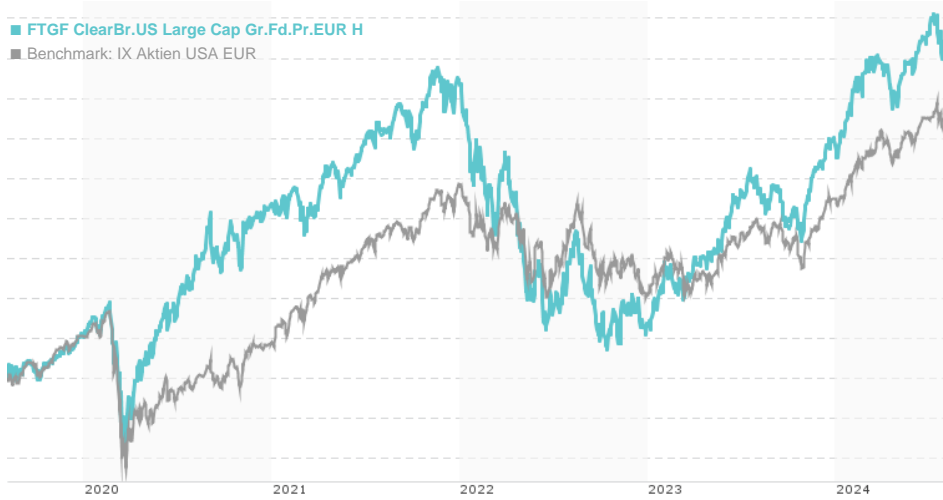


FTGF ClearBr.US Large Cap Gr.Fd.Pr.EUR H / IE00BYQLPD28 / A2AETH / Franklin Templeton

Last 08/02/2024 ¹	Country	Branch	Type of yield	Type
271.38 EUR	United States of America	Mixed Sectors	reinvestment	Equity Fund



Risk key figures

SRI	1	2	3	4	5	6	7	
Mountain-View Funds Rating ²							EDA ³	72

Yearly Performance

2023	+40.83%
2022	-34.64%
2021	+20.67%
2020	+30.04%
2019	+28.21%

Master data		Conditions		Other figures	
Fund type	Single fund	Issue surcharge	0.00%	Minimum investment	EUR 15,000,000.00
Category	Equity	Planned administr. fee	0.00%	Savings plan	-
Sub category	Mixed Sectors	Deposit fees	0.00%	UCITS / OGAW	Yes
Fund domicile	Ireland	Redemption charge	0.00%	Performance fee	0.00%
Tranch volume	(08/01/2024) USD 69.61 mill.	Ongoing charges	-	Redeployment fee	0.00%
Total volume	(08/01/2024) USD 1,779.31 mill.	Dividends		Investment company	
Launch date	3/2/2016	Franklin Templeton			
KESr report funds	No	Schottenring 16, 2.OG, 1010, Wien			
Business year start	29.02.	Austria			
Sustainability type	-	https://www.franklintempleton.at			
Fund manager	Peter Bourbeau, Margaret Vitrano				

Performance	1M	6M	YTD	1Y	2Y	3Y	5Y	Since start
Performance	-4.77%	+3.76%	+11.82%	+21.35%	+38.44%	+10.96%	+72.95%	+171.38%
Performance p.a.	-	-	-	+21.29%	+17.63%	+3.52%	+11.57%	+12.58%
Sharpe ratio	-2.45	0.27	1.17	1.20	0.74	-0.01	0.34	0.45
Volatility	19.32%	15.04%	14.95%	14.74%	18.89%	21.81%	23.35%	19.91%
Worst month	-	-5.88%	-5.88%	-6.00%	-10.85%	-13.42%	-13.42%	-13.42%
Best month	-	7.10%	7.10%	11.24%	11.24%	11.24%	13.34%	13.34%
Maximum loss	-6.53%	-7.39%	-7.39%	-9.37%	-21.46%	-39.54%	-39.54%	-

Distribution permission

Austria, Germany, Switzerland

¹ Important note on update status: The displayed date refers exclusively to the calculation of the NAV.
² The Mountain-View Data Fund Rating calculates a comparative ranking for funds using yield, volatility and trend data. For more information visit [MVD Funds Rating](#)

FTGF ClearBr.US Large Cap Gr.Fd.Pr.EUR H / IE00BYQLPD28 / A2AETH / Franklin Templeton

Investment strategy

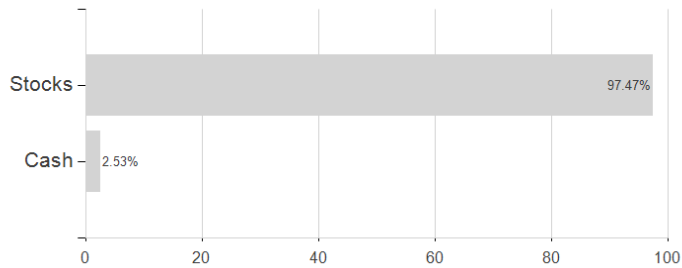
The fund's portfolio managers will try to focus on companies that have long-term consistent earnings growth and unique competitive positions and whose shares can be purchased for a reasonable price. The fund will typically invest in 35 to 65 companies.

Investment goal

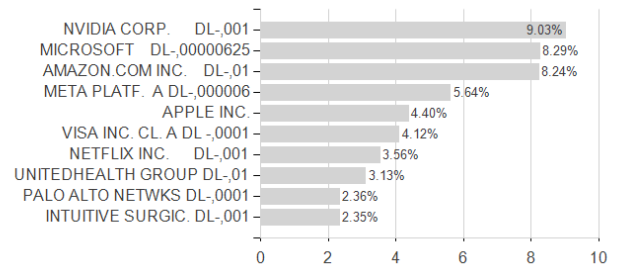
The fund's goal is to achieve growth of the fund's value in the long term. The fund will invest in shares of large US companies.

Assessment Structure

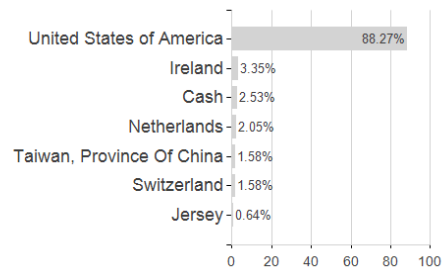
Assets



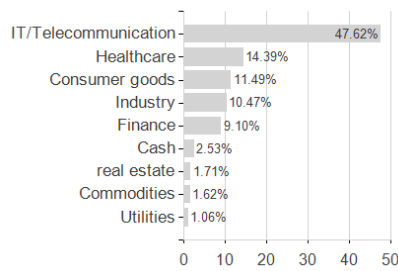
Largest positions



Countries



Branches



Currencies

