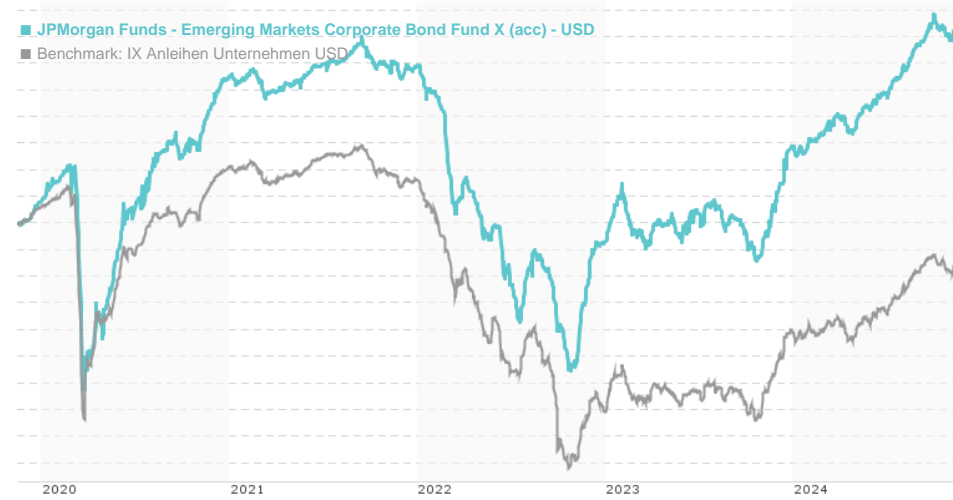


**JPMorgan Funds - Emerging Markets Corporate Bond Fund X (acc) - USD / LU0512128512 / A1CZZS / JPMorgan AM**

Last 11/14/2024 <sup>1</sup>	Region	Branch	Type of yield	Type
156.46 USD	Emerging Markets	Corporate Bonds	reinvestment	Fixed-Income Fund



**Risk key figures**

SRI	1	2	3	4	5	6	7
Mountain-View Funds Rating <sup>2</sup>	EDA <sup>3</sup>						76

**Yearly Performance**

2023	+7.36%
2022	-11.87%
2021	+0.70%
2020	+9.24%
2019	+13.32%

Master data		Conditions		Other figures	
Fund type	Single fund	Issue surcharge	0.00%	Minimum investment	UNT 0
Category	Bonds	Planned administr. fee	0.00%	Savings plan	-
Sub category	Corporate Bonds	Deposit fees	0.00%	UCITS / OGAW	Yes
Fund domicile	Luxembourg	Redemption charge	0.00%	Performance fee	0.00%
Tranch volume	(11/14/2024) USD 0.094 mill.	Ongoing charges	-	Redeployment fee	0.00%
Total volume	(11/14/2024) USD 586.40 mill.	<b>Dividends</b>		<b>Investment company</b>	
Launch date	7/13/2011	JPMorgan AM (EU)			
KESt report funds	No	PO Box 275, 2012, Luxembourg			
Business year start	01.07.	Luxembourg			
Sustainability type	-	https://www.jpmorganassetmanagement.de			
Fund manager	Leah Parento, Pierre-Yves Bareaux, Sebastian Teodorescu				

Performance	1M	6M	YTD	1Y	2Y	3Y	5Y	Since start
Performance	-0.27%	+5.50%	+7.99%	+14.77%	+23.29%	+1.93%	+14.34%	+56.46%
Performance p.a.	-	-	-	+14.73%	+11.02%	+0.64%	+2.71%	+4.10%
Sharpe ratio	-2.05	3.54	2.53	3.68	2.04	-0.51	-0.06	0.25
Volatility	3.00%	2.31%	2.46%	3.19%	3.92%	4.65%	5.57%	4.35%
Worst month	-	-1.21%	-1.21%	-1.21%	-2.40%	-5.41%	-11.70%	-11.70%
Best month	-	1.88%	3.37%	4.86%	7.29%	7.29%	7.29%	7.29%
Maximum loss	-0.97%	-1.67%	-1.67%	-1.67%	-5.59%	-20.68%	-22.01%	-

**Distribution permission**

Austria, Germany, Switzerland, Czech Republic

1 Important note on update status: The displayed date refers exclusively to the calculation of the NAV.  
 2 The Mountain-View Data Fund Rating calculates a comparative ranking for funds using yield, volatility and trend data. For more information visit [MVD Funds Rating](#)  
 3 Displays the Ethical-Dynamical Ratio calculated according to standard criteria. The maximum value is 100. For more information visit [EDA](#)

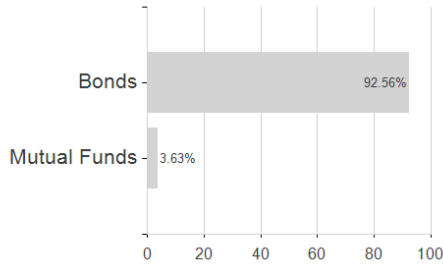
DISCLAIMER: The information on this page are for informational purposes only and should neither an offer to sell nor a solicitation for the purchase of the security or recommendation in favor of the security to be understood. baha GmbH assumes no liability despite thorough searches for the accuracy of the data.  
 Funds data from: www.mountain-view.com. Fact Sheet created by: www.baha.com

Created: 11/15/2024


JPMorgan Funds - Emerging Markets Corporate Bond Fund X (acc) - USD / LU0512128512 / A1CZZS / JPMorgan AM

Assessment Structure

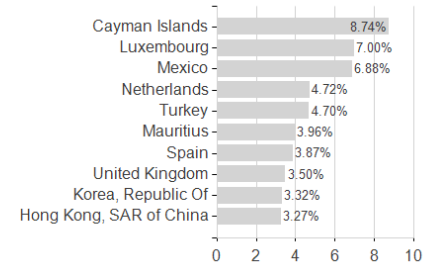
Assets



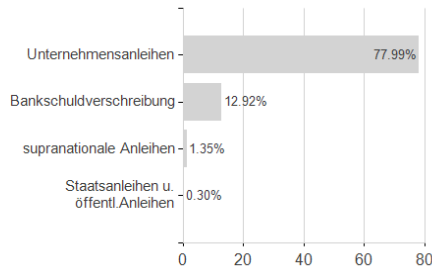
Largest positions



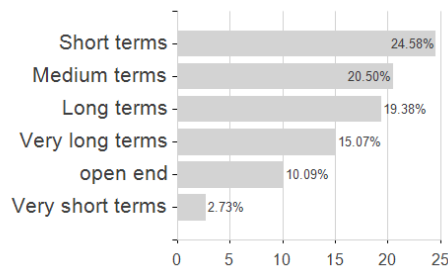
Countries



Issuer



Duration



Currencies

