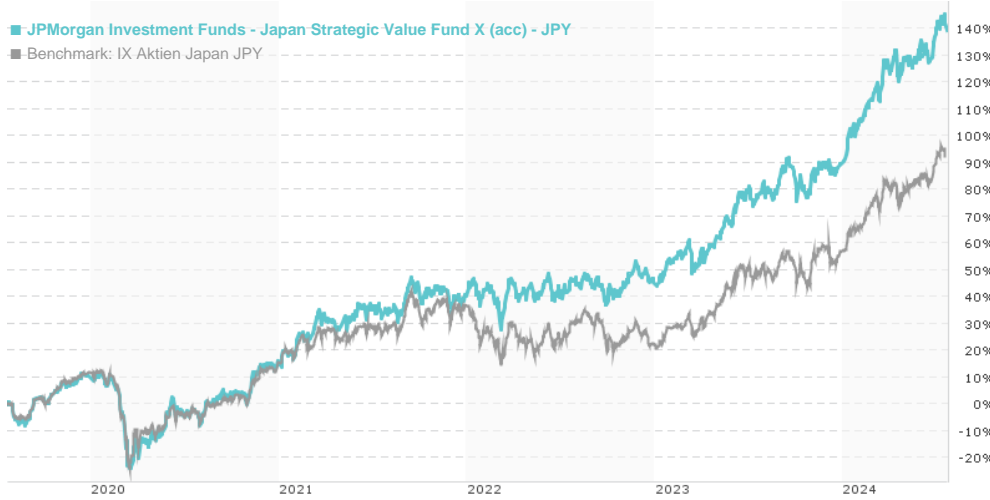


JPMorgan Investment Funds - Japan Strategic Value Fund X (acc) - JPY / LU0329207301 / A0M605 / JPMorgan AM

Last 07/22/2024 ¹	Country	Branch	Type of yield	Type
58988.00 JPY	Japan	Mixed Sectors	reinvestment	Equity Fund



Risk key figures

SRI	1	2	3	4	5	6	7
Mountain-View Funds Rating ²	EDA ³						
	75						

Yearly Performance

2023	+30.05%
2022	+3.79%
2021	+21.42%
2020	+4.94%
2019	+15.86%

Master data		Conditions		Other figures	
Fund type	Single fund	Issue surcharge	0.00%	Minimum investment	UNT 0
Category	Equity	Planned administr. fee	0.00%	Savings plan	-
Sub category	Mixed Sectors	Deposit fees	0.00%	UCITS / OGAW	Yes
Fund domicile	Luxembourg	Redemption charge	0.00%	Performance fee	0.00%
Tranch volume	(07/22/2024) JPY 84.48 mill.	Ongoing charges	-	Redeployment fee	0.00%
Total volume	(07/22/2024) JPY 77,043.59 mill.	Dividends		Investment company	
Launch date	4/30/2009	JPMorgan AM (EU)			
KESr report funds	No	PO Box 275, 2012, Luxembourg			
Business year start	01.01.	Luxembourg			
Sustainability type	-	https://www.jpmorganassetmanagement.de			
Fund manager	Geoff Hoare, Masaki Uchida				

Performance	1M	6M	YTD	1Y	2Y	3Y	5Y	Since start
Performance	+4.52%	+17.21%	+26.41%	+34.19%	+62.98%	+77.64%	+141.90%	+488.41%
Performance p.a.	-	-	-	+34.30%	+27.62%	+21.17%	+19.30%	+12.33%
Sharpe ratio	5.74	2.26	3.39	2.08	1.67	1.13	0.88	0.46
Volatility	12.93%	14.94%	14.65%	14.75%	14.36%	15.47%	17.82%	18.87%
Worst month	-	0.44%	0.27%	-2.65%	-5.79%	-5.79%	-11.87%	-12.22%
Best month	-	8.05%	8.05%	8.05%	8.05%	8.05%	12.38%	12.64%
Maximum loss	-2.33%	-5.06%	-5.06%	-8.40%	-8.40%	-13.37%	-32.01%	-

Distribution permission

Austria, Germany, Switzerland

1 Important note on update status: The displayed date refers exclusively to the calculation of the NAV.
2 The Mountain-View Data Fund Rating calculates a comparative ranking for funds using yield, volatility and trend data. For more information visit [MVD Funds Rating](#)

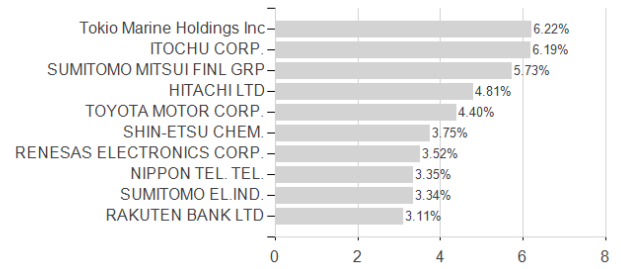
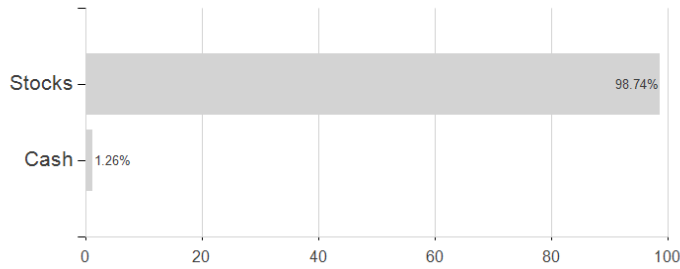
JPMorgan Investment Funds - Japan Strategic Value Fund X (acc) - JPY / LU0329207301 / A0M605 / JPMorgan AM

3 Displays the Ethical-Dynamical Ratio calculated according to standard criteria. The maximum value is 100. For more information visit [EDA](#)

Assessment Structure

Assets

Largest positions



Countries

Branches

Currencies

