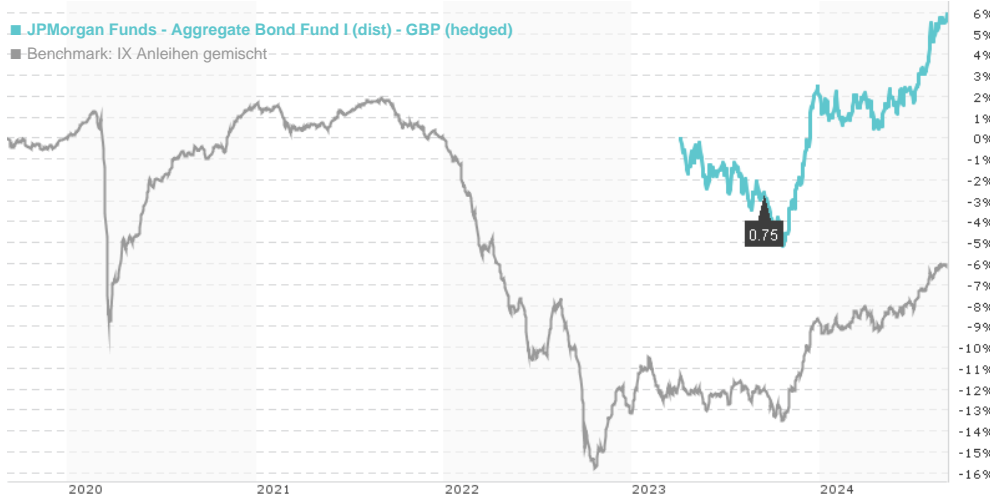


JPMorgan Funds - Aggregate Bond Fund I (dist) - GBP (hedged) / LU0974148669 / A1W5X7 / JPMorgan AM (EU)

Last 09/04/2024 ¹	Region	Branch	Type of yield	Type
105.14 GBP	Worldwide	Bonds: Mixed	paying dividend	Fixed-Income Fund



Risk key figures	
SRI	1 2 3 4 5 6 7
Mountain-View Funds Rating ²	EDA ³
▲▲▲▲▲▲	73

Yearly Performance	
2017	+1.88%

Master data		Conditions		Other figures	
Fund type	Single fund	Issue surcharge	0.00%	Minimum investment	USD 10,000,000.00
Category	Bonds	Planned administr. fee	0.00%	Savings plan	-
Sub category	Bonds: Mixed	Deposit fees	0.00%	UCITS / OGAW	Yes
Fund domicile	Luxembourg	Redemption charge	0.00%	Performance fee	0.00%
Tranch volume	(09/04/2024) USD 3.67 mill.	Ongoing charges	-	Redeployment fee	0.00%
Total volume	(09/04/2024) USD 4,447.28 mill.	Dividends		Investment company	
Launch date	10/11/2013	13.09.2023	0.75 GBP	JPMorgan AM (EU)	
KESr report funds	Yes	12.09.2017	1.24 GBP	PO Box 275, 2012, Luxembourg	
Business year start	01.07.			Luxembourg	
Sustainability type	-			https://www.jpmorganassetmanagement.de	
Fund manager	Myles Bradshaw, Iain Stealey, Seamus Mac Gorain, Andreas Michalitsianos, Nicholas Wall				

Performance	1M	6M	YTD	1Y	2Y	3Y	5Y	Since start
Performance	+0.36%	+4.58%	+3.63%	+8.72%	-	-	-	+57.91%
Performance p.a.	-	-	-	+8.72%	-	-	-	+5.90%
Sharpe ratio	0.26	1.64	0.55	1.34	-	-	-	0.14
Volatility	4.06%	3.54%	3.60%	3.94%	19.65%	19.65%	19.65%	17.83%
Worst month	-	-1.45%	-1.45%	-1.72%	-1.72%	0.00%	0.00%	-1.72%
Best month	-	1.72%	3.50%	3.50%	3.50%	0.00%	0.00%	49.49%
Maximum loss	-0.87%	-1.73%	-1.77%	-2.63%	-5.09%	-5.09%	-5.09%	-

Distribution permission	
Austria, Germany, Switzerland, Czech Republic	

¹ Important note on update status: The displayed date refers exclusively to the calculation of the NAV.

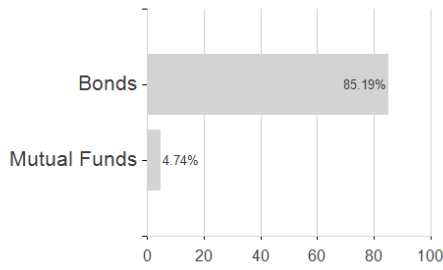
JPMorgan Funds - Aggregate Bond Fund I (dist) - GBP (hedged) / LU0974148669 / A1W5X7 / JPMorgan AM (EU)

2 The Mountain-View Data Fund Rating calculates a comparative ranking for funds using yield, volatility and trend data. For more information visit [MVD Funds Rating](#)

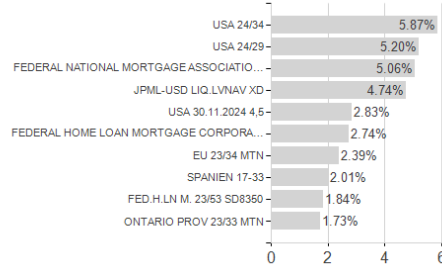
3 Displays the Ethical-Dynamical Ratio calculated according to standard criteria. The maximum value is 100. For more information visit [EDA](#)

Assessment Structure

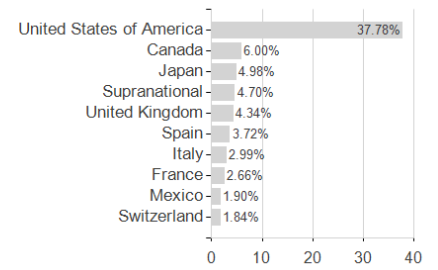
Assets



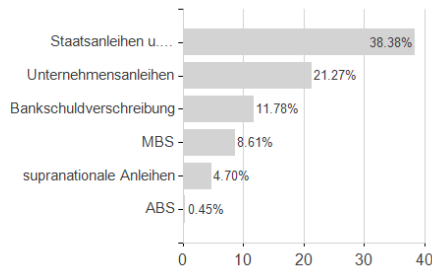
Largest positions



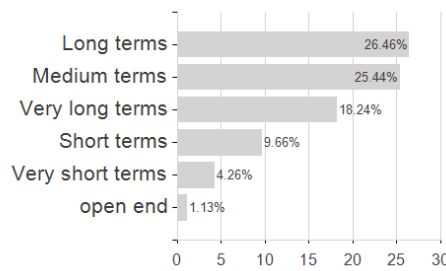
Countries



Issuer



Duration



Currencies

