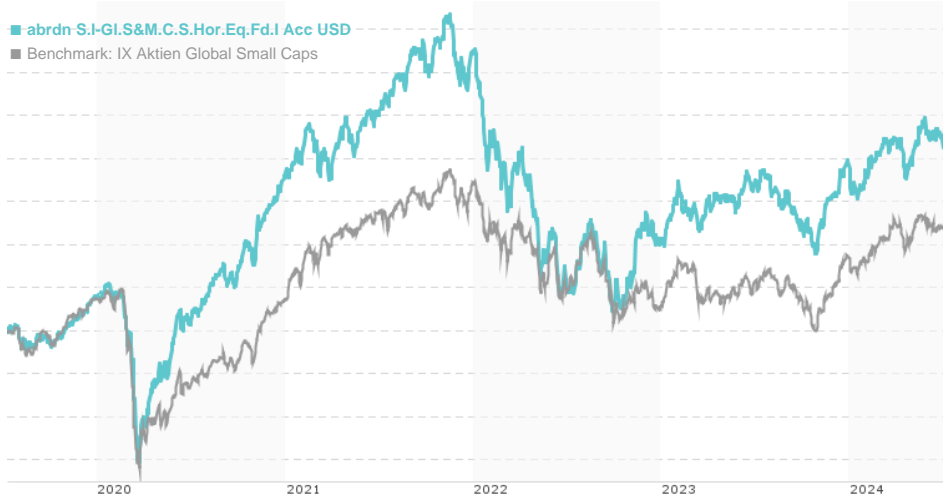


abrdn S.I-GI.S&M.C.S.Hor.Eq.Fd.I Acc USD / LU0728929331 / A1J3M3 / abrdn Inv.(LU)

Last 07/10/2024 <sup>1</sup>	Region	Branch	Type of yield	Type
27.88 USD	Worldwide	Mixed Sectors	reinvestment	Equity Fund



Risk key figures

SRI	1	2	3	4	5	6	7
Mountain-View Funds Rating <sup>2</sup>	EDA <sup>3</sup>						
	82						

Yearly Performance

2023	+14.67%
2022	-26.32%
2021	+20.73%
2020	+26.65%
2019	+29.96%

Master data		Conditions		Other figures	
Fund type	Single fund	Issue surcharge	0.00%	Minimum investment	USD 1,000,000.00
Category	Equity	Planned administr. fee	0.00%	Savings plan	-
Sub category	Mixed Sectors	Deposit fees	0.00%	UCITS / OGAW	Yes
Fund domicile	Luxembourg	Redemption charge	0.00%	Performance fee	0.00%
Tranch volume	(07/10/2024) USD 3.68 mill.	Ongoing charges	-	Redeployment fee	0.00%
Total volume	(07/10/2024) USD 47.79 mill.	Dividends		Investment company	
Launch date	8/22/2012	abrdn Inv.(LU)			
KESt report funds	Yes	Avenue John F Kennedy 35a, L-1855, Luxembourg			
Business year start	01.10.	Luxembourg			
Sustainability type	Ethics/ecology	www.abrdn.com/de-at			
Fund manager	Kirsty Desson				

Performance	1M	6M	YTD	1Y	2Y	3Y	5Y	Since start
Performance	+1.38%	+9.57%	+5.05%	+10.13%	+31.34%	-4.69%	+46.76%	+178.78%
Performance p.a.	-	-	-	+10.10%	+14.60%	-1.59%	+7.97%	+9.01%
Sharpe ratio	1.16	1.32	0.49	0.49	0.67	-0.29	0.23	0.36
Volatility	12.47%	12.43%	12.85%	13.12%	16.20%	18.24%	18.77%	14.64%
Worst month	-	-3.18%	-3.18%	-5.52%	-10.10%	-15.18%	-17.03%	-17.03%
Best month	-	4.21%	6.29%	10.36%	10.36%	10.36%	15.63%	15.63%
Maximum loss	-2.94%	-6.58%	-6.58%	-14.19%	-17.05%	-39.61%	-39.61%	-

Distribution permission

Austria, Germany, Switzerland

<sup>1</sup> Important note on update status: The displayed date refers exclusively to the calculation of the NAV.

<sup>2</sup> The Mountain-View Data Fund Rating calculates a comparative ranking for funds using yield, volatility and trend data. For more information visit [MVD Funds Rating](#)

<sup>3</sup> Displays the Ethical-Dynamical Ratio calculated according to standard criteria. The maximum value is 100. For more information visit [EDA](#)

abrdn S.I-GI.S&M.C.S.Hor.Eq.Fd.I Acc USD / LU0728929331 / A1J3M3 / abrdn Inv.(LU)

Investment strategy

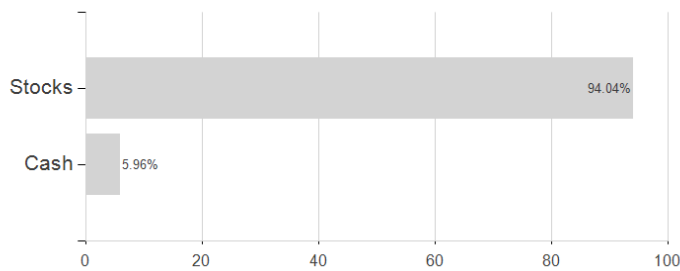
The Fund invests at least 90% in equities and equity related securities of companies listed globally. The Fund invests at least 70% in Small & Mid sized companies, defined as any stock smaller than that of the largest stock in the MSCI ACWI SMID-Cap Index. The Fund may also invest in larger companies listed globally. The Fund may invest up to 20% in Mainland China equity and equity-related securities through the Shanghai-Hong Kong and Shenzhen-Hong Kong Stock Connect programme. Investment in all equity and equity related securities will follow the abrdn "Global Small & Mid-Cap SDG Horizons Equity Investment Approach" (the "Investment Approach"). Financial derivative instruments, money-market instruments and cash may not adhere to this approach. The Fund invests in companies with a minimum of 20% of their revenue, profit, capital or operating expenditure or research and development linked to the UN's SDGs. For companies classified as "Financials", alternative measures of materiality are used based on loans and customer base. The Fund will also invest up to 40% in SDG Enablers. These are companies considered integral to supply chains that enable progress towards the SDGs, but their impact is not currently reliably measurable.

Investment goal

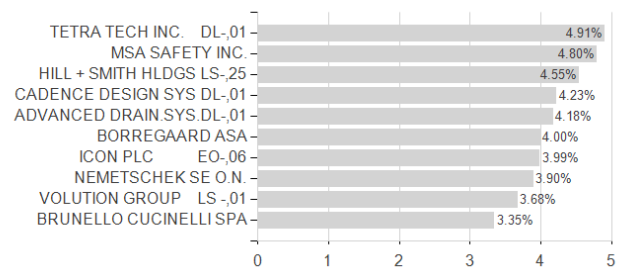
The Fund aims to achieve a combination of growth and income by investing in companies listed on global stock exchanges including Emerging Markets which in our view will make a positive contribution to society through their alignment with achieving the United Nation's Sustainable Development Goals ("SDGs"). The Fund aims to outperform the MSCI ACWI SMID-Cap Index (USD) benchmark (before charges).

Assessment Structure

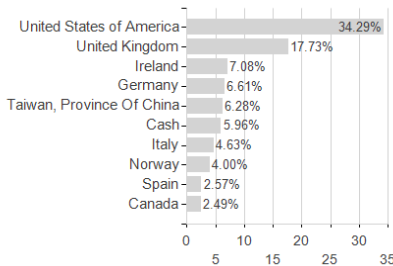
Assets



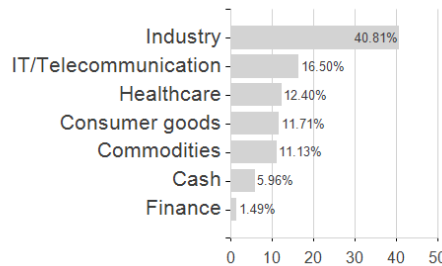
Largest positions



Countries



Branches



Currencies

