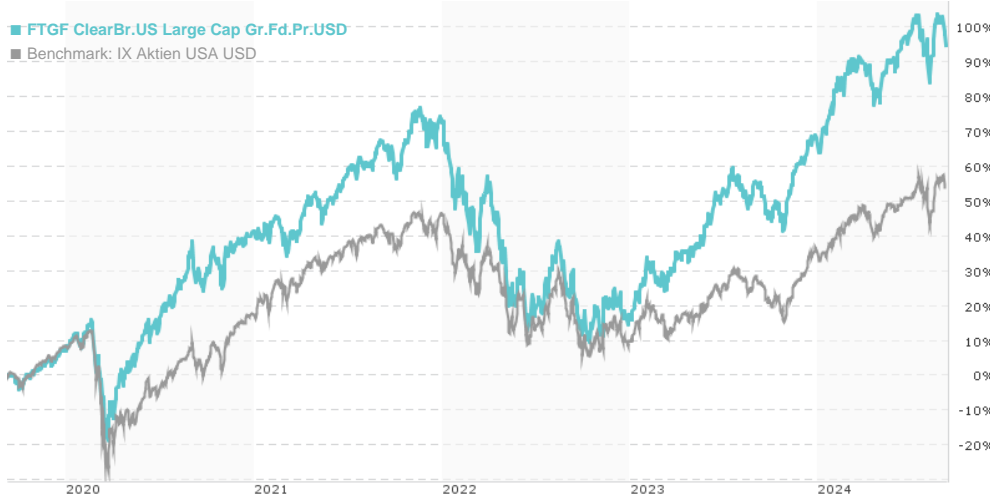


FTGF ClearBr.US Large Cap Gr.Fd.Pr.USD / IE00B241CP14 / A0M5FY / Franklin Templeton

| | | | | |
|------------------------------|--------------------------|---------------|---------------|-------------|
| Last 09/06/2024 ¹ | Country | Branch | Type of yield | Type |
| 363.39 USD | United States of America | Mixed Sectors | reinvestment | Equity Fund |



Risk key figures

| | | | | | | | | |
|---|---|---|---|---|---|---|------------------|----|
| SRI | 1 | 2 | 3 | 4 | 5 | 6 | 7 | |
| Mountain-View Funds Rating ² | | | | | | | EDA ³ | 72 |

Yearly Performance

| | |
|------|---------|
| 2023 | +43.92% |
| 2022 | -32.22% |
| 2021 | +21.96% |
| 2020 | +31.96% |
| 2019 | +31.81% |

| Master data | | Conditions | | Other figures | |
|---------------------|----------------------------------|-----------------------------------|-------|---------------------------|-------------------|
| Fund type | Single fund | Issue surcharge | 0.00% | Minimum investment | USD 15,000,000.00 |
| Category | Equity | Planned administr. fee | 0.00% | Savings plan | - |
| Sub category | Mixed Sectors | Deposit fees | 0.00% | UCITS / OGAW | Yes |
| Fund domicile | Ireland | Redemption charge | 0.00% | Performance fee | 0.00% |
| Tranch volume | (09/06/2024) USD 250.68 mill. | Ongoing charges | - | Redeployment fee | 0.00% |
| Total volume | (09/06/2024) USD 1,807.99 mill. | Dividends | | Investment company | |
| Launch date | 9/19/2014 | Franklin Templeton | | | |
| KESr report funds | No | Schottenring 16, 2.OG, 1010, Wien | | | |
| Business year start | 29.02. | Austria | | | |
| Sustainability type | - | https://www.franklintempleton.at | | | |
| Fund manager | Peter Bourbeau, Margaret Vitrano | | | | |

| Performance | 1M | 6M | YTD | 1Y | 2Y | 3Y | 5Y | Since start |
|------------------|--------|--------|---------|---------|---------|---------|---------|-------------|
| Performance | +4.12% | +3.62% | +15.65% | +26.18% | +58.69% | +16.42% | +94.64% | +203.13% |
| Performance p.a. | - | - | - | +26.10% | +25.93% | +5.20% | +14.23% | +14.83% |
| Sharpe ratio | 3.29 | 0.24 | 1.30 | 1.49 | 1.20 | 0.08 | 0.46 | 0.56 |
| Volatility | 17.45% | 15.71% | 15.75% | 15.22% | 18.72% | 22.06% | 23.30% | 20.33% |
| Worst month | - | -5.73% | -5.73% | -5.86% | -10.44% | -13.24% | -13.24% | -13.24% |
| Best month | - | 5.16% | 7.22% | 11.45% | 11.45% | 11.57% | 13.64% | 13.64% |
| Maximum loss | -4.25% | -9.46% | -9.46% | -9.46% | -15.85% | -37.82% | -37.82% | - |

Distribution permission

Austria, Germany, Switzerland, Czech Republic

¹ Important note on update status: The displayed date refers exclusively to the calculation of the NAV.

² The Mountain-View Data Fund Rating calculates a comparative ranking for funds using yield, volatility and trend data. For more information visit [MVD Funds Rating](#)

DISCLAIMER: The information on this page are for informational purposes only and should neither an offer to sell nor a solicitation for the purchase of the security or recommendation in favor of the security to be understood. baha GmbH assumes no liability despite thorough searches for the accuracy of the data.

Funds data from: www.mountain-view.com. Fact Sheet created by: www.baha.com

FTGF ClearBr.US Large Cap Gr.Fd.Pr.USD / IE00B241CP14 / A0M5FY / Franklin Templeton

Investment strategy

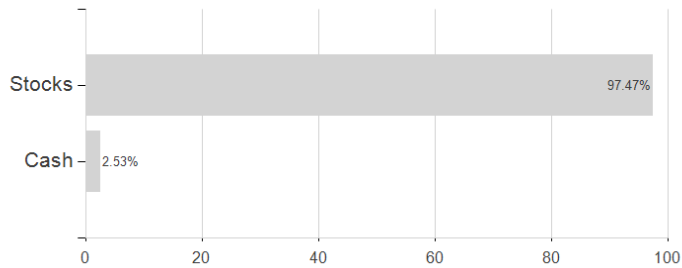
The fund's portfolio managers will try to focus on companies that have long-term consistent earnings growth and unique competitive positions and whose shares can be purchased for a reasonable price. The fund will typically invest in 35 to 65 companies.

Investment goal

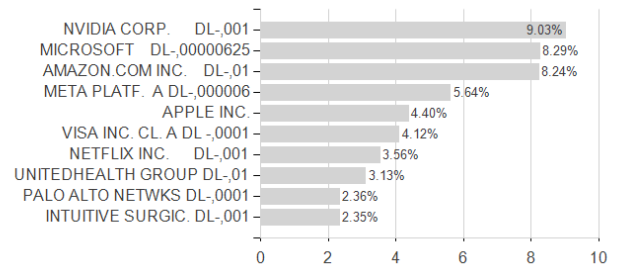
The fund's goal is to achieve growth of the fund's value in the long term. The fund will invest in shares of large US companies.

Assessment Structure

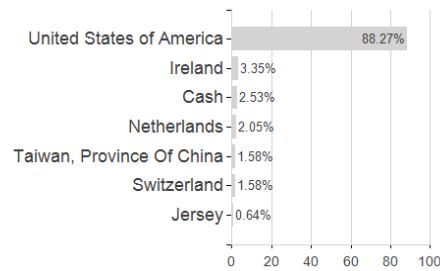
Assets



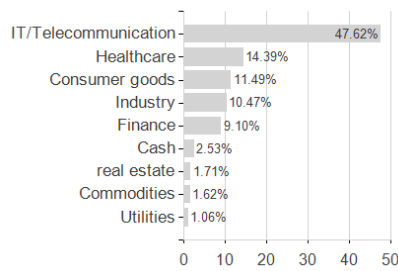
Largest positions



Countries



Branches



Currencies

