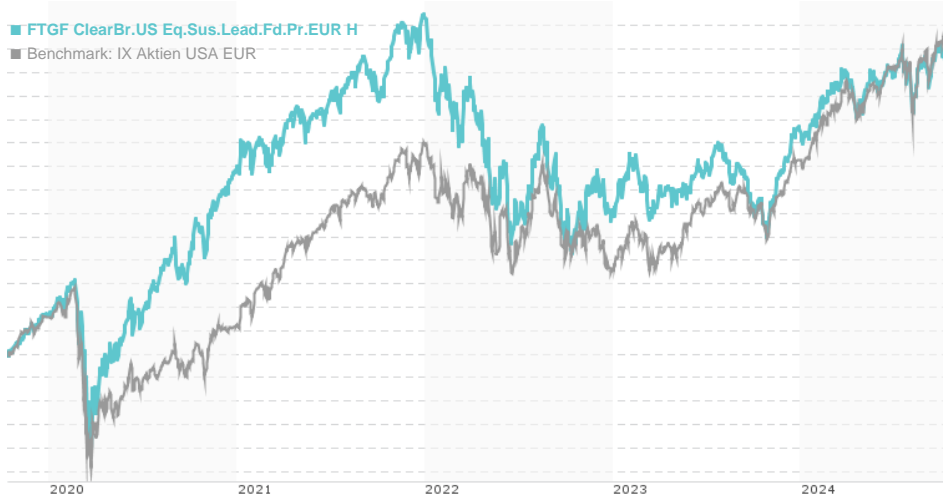


FTGF ClearBr.US Eq.Sus.Lead.Fd.Pr.EUR H / IE00BZ1G5G27 / A14YA3 / Franklin Templeton

Last 10/10/2024 <sup>1</sup>	Country	Branch	Type of yield	Type
255.25 EUR	United States of America	Mixed Sectors	reinvestment	Equity Fund



Risk key figures

SRI 1 2 3 4 5 6 7

Mountain-View Funds Rating<sup>2</sup> EDA<sup>3</sup>

▲▲▲▲▲ 74

Yearly Performance

2023	+13.61%
2022	-24.19%
2021	+22.64%
2020	+29.34%
2019	+33.34%

Master data		Conditions		Other figures	
Fund type	Single fund	Issue surcharge	0.00%	Minimum investment	EUR 15,000,000.00
Category	Equity	Planned administr. fee	0.00%	Savings plan	-
Sub category	Mixed Sectors	Deposit fees	0.00%	UCITS / OGAW	Yes
Fund domicile	Ireland	Redemption charge	0.00%	Performance fee	0.00%
Tranch volume	(10/10/2024) USD 2.37 mill.	Ongoing charges	-	Redeployment fee	0.00%
Total volume	(10/10/2024) USD 1,250.23 mill.	<b>Dividends</b>		<b>Investment company</b>	
Launch date	9/30/2015	Franklin Templeton			
KEST report funds	Yes	Schottenring 16, 2.OG, 1010, Wien			
Business year start	29.02.	Austria			
Sustainability type	Ethics/ecology	https://www.franklintempleton.at			
Fund manager	Mary Jane McQuillen, Derek Deutsch				

Performance	1M	6M	YTD	1Y	2Y	3Y	5Y	Since start
Performance	+3.76%	+5.63%	+11.57%	+24.42%	+33.05%	+6.50%	+67.09%	+145.43%
Performance p.a.	-	-	-	+24.35%	+15.32%	+2.12%	+10.80%	+11.35%
Sharpe ratio	5.18	0.63	0.97	1.70	0.81	-0.06	0.37	0.45
Volatility	10.31%	13.22%	12.42%	12.47%	14.96%	18.08%	20.78%	17.97%
Worst month	-	-5.16%	-5.16%	-5.16%	-6.49%	-9.61%	-10.60%	-10.60%
Best month	-	3.06%	5.26%	9.91%	9.91%	10.48%	10.72%	10.72%
Maximum loss	-1.79%	-8.52%	-8.52%	-8.52%	-13.96%	-29.54%	-31.47%	-

Distribution permission

Austria, Germany, Switzerland, Czech Republic

<sup>1</sup> Important note on update status: The displayed date refers exclusively to the calculation of the NAV.

<sup>2</sup> The Mountain-View Data Fund Rating calculates a comparative ranking for funds using yield, volatility and trend data. For more information visit [MVD Funds Rating](#)

DISCLAIMER: The information on this page are for informational purposes only and should neither an offer to sell nor a solicitation for the purchase of the security or recommendation in favor of the security to be understood. baha GmbH assumes no liability despite thorough searches for the accuracy of the data.

Funds data from: www.mountain-view.com. Fact Sheet created by: www.baha.com

## FTGF ClearBr.US Eq.Sus.Lead.Fd.Pr.EUR H / IE00BZ1G5G27 / A14YA3 / Franklin Templeton

3 Displays the Ethical-Dynamical Ratio calculated according to standard criteria. The maximum value is 100. For more information visit [EDA](#)

### Investment strategy

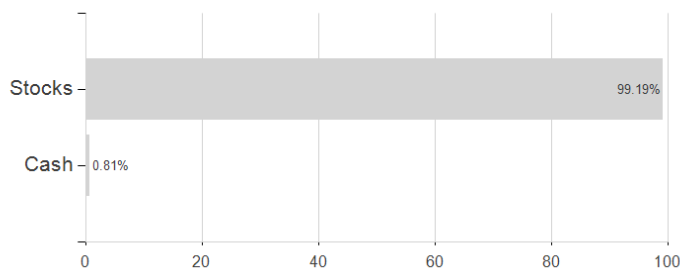
The Fund will invest at least 85% of its assets in shares of US companies that meet the investment manager's financial criteria and it's criteria for environmental, social and governance (ESG) policies. - As an Article 8 fund under SFDR, the investment manager applies its ESG sustainability leader criteria to 100% of the portfolio of the Fund. The investment manager's portfolio construction process restricts the companies in the Fund's investable universe by at least 20% to accommodate only those companies that are sustainability leaders. - The investment manager will try to focus on companies that, in their view, offer products and services that have a positive impact on society by doing less harm to people and the planet relative to other companies within the same industry.

### Investment goal

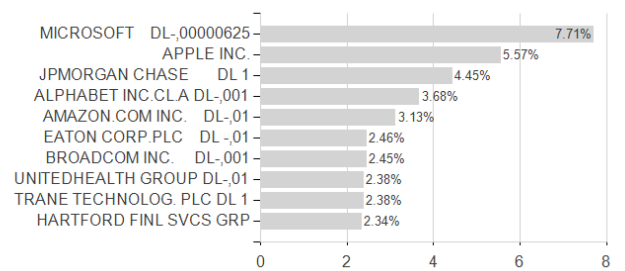
The Fund's investment objective is to provide long-term capital appreciation.

### Assessment Structure

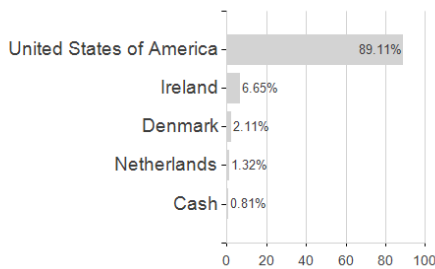
#### Assets



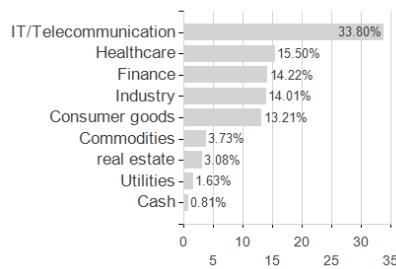
#### Largest positions



#### Countries



#### Branches



#### Currencies

