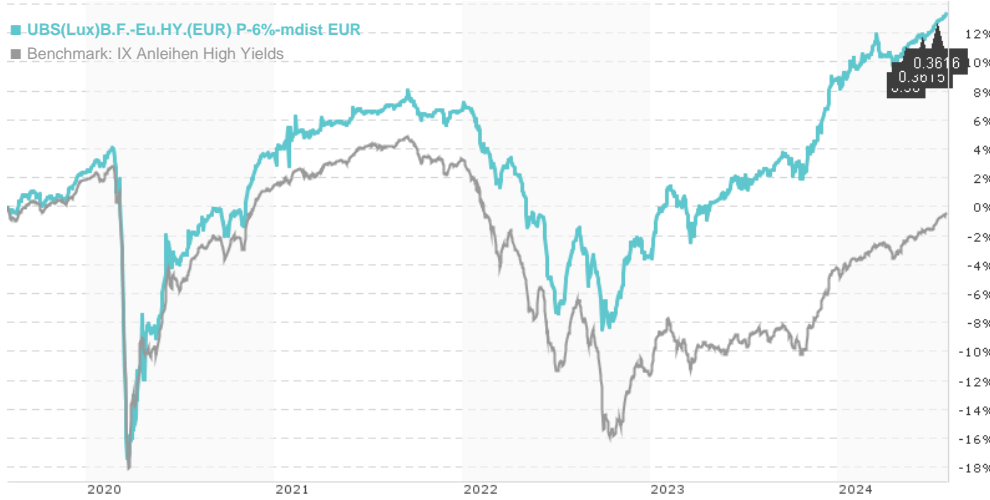


UBS(Lux)B.F.-Eu.HY.(EUR) P-6%-mdist EUR / LU1076698254 / A1155U / UBS Fund M. (LU)

Last 07/29/2024 ¹	Region	Branch	Type of yield	Type
72.78 EUR	Worldwide	Corporate Bonds	paying dividend	Fixed-Income Fund



Risk key figures

SRI	1	2	3	4	5	6	7	
Mountain-View Funds Rating ²							EDA ³	75

Yearly Performance

2023	+12.68%
2022	-9.49%
2021	+2.94%
2020	+1.25%
2019	+10.08%

Master data		Conditions		Other figures	
Fund type	Single fund	Issue surcharge	6.00%	Minimum investment	UNT 0
Category	Bonds	Planned administr. fee	0.00%	Savings plan	Yes
Sub category	Corporate Bonds	Deposit fees	0.00%	UCITS / OGAW	Yes
Fund domicile	Luxembourg	Redemption charge	0.00%	Performance fee	0.00%
Tranch volume	(07/29/2024) EUR 19.28 mill.	Ongoing charges	-	Redeployment fee	0.00%
Total volume	(07/29/2024) EUR 1,944.63 mill.	Dividends		Investment company	
Launch date	6/27/2014	10.07.2024	0.36 EUR	UBS Fund M. (LU)	
KESr report funds	Yes	11.06.2024	0.36 EUR	33A avenue J.F. Kennedy, 1855, Luxembourg	
Business year start	01.04.	10.05.2024	0.36 EUR	Luxembourg	
Sustainability type	-	10.04.2024	0.36 EUR	https://www.ubs.com	
Fund manager	Zachary Swabe, Jonathan Mather, Anais Brunner	11.03.2024	0.36 EUR		

Performance	1M	6M	YTD	1Y	2Y	3Y	5Y	Since start
Performance	+0.94%	+3.06%	+4.06%	+10.69%	+17.22%	+6.16%	+13.18%	+25.74%
Performance p.a.	-	-	-	+10.72%	+8.25%	+2.01%	+2.50%	+2.93%
Sharpe ratio	10.84	1.05	1.32	2.07	0.96	-0.35	-0.16	-0.12
Volatility	0.87%	2.46%	2.71%	3.44%	4.81%	4.63%	7.10%	5.80%
Worst month	-	-0.11%	-0.11%	-0.49%	-4.71%	-6.77%	-13.94%	-13.94%
Best month	-	1.45%	2.88%	2.98%	4.23%	4.23%	5.73%	5.73%
Maximum loss	-0.06%	-1.90%	-1.90%	-1.90%	-7.15%	-15.31%	-20.60%	-

Distribution permission

Austria, Germany, Switzerland

1 Important note on update status: The displayed date refers exclusively to the calculation of the NAV.
 2 The Mountain-View Data Fund Rating calculates a comparative ranking for funds using yield, volatility and trend data. For more information visit [MVD Funds Rating](#)
 3 Displays the Ethical-Dynamical Ratio calculated according to standard criteria. The maximum value is 100. For more information visit [EDA](#)

UBS(Lux)B.F.-Eu.HY.(EUR) P-6%-mdist EUR / LU1076698254 / A1155U / UBS Fund M. (LU)

Investment strategy

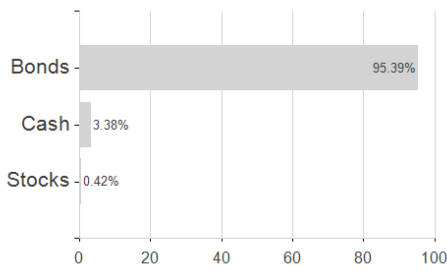
Although a portion of the portfolio may be invested in the same instruments and at the same weightings as the benchmark, the Portfolio Manager is not bound by the benchmark when selecting instruments. In particular, the Portfolio Manager may, at its discretion, invest in bonds of issuers not included in the benchmark and/or structure the proportion of investments in sectors differently from their weighting in the benchmark in order to take advantage of investment opportunities. In times of high market volatility, the sub-fund's performance may therefore deviate significantly from the benchmark.

Investment goal

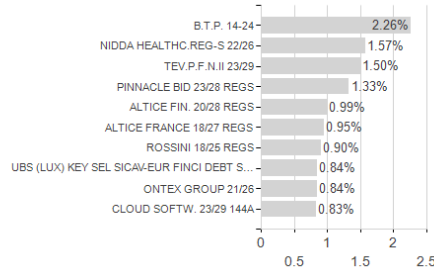
The actively managed sub-fund invests mainly in high-yield corporate bonds denominated in euros issued by borrowers that must meet strict selection criteria. The sub-fund uses the benchmark ICE BofAML EUR High Yield 3% Constrained Index as a reference for portfolio construction, performance comparison and risk management purposes.

Assessment Structure

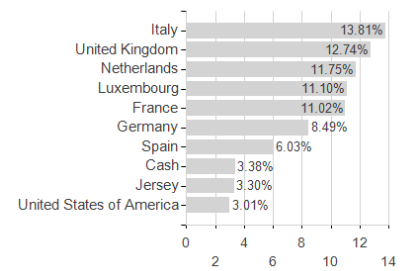
Assets



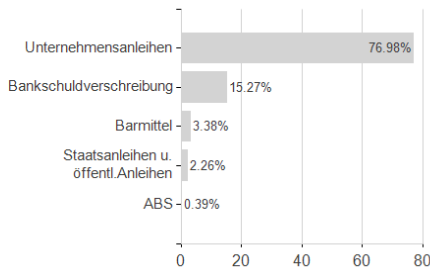
Largest positions



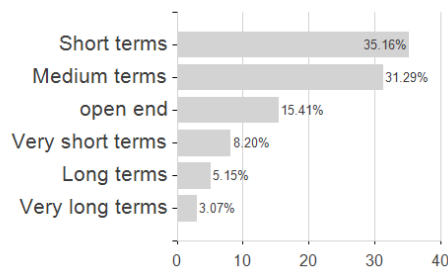
Countries



Issuer



Duration



Currencies

