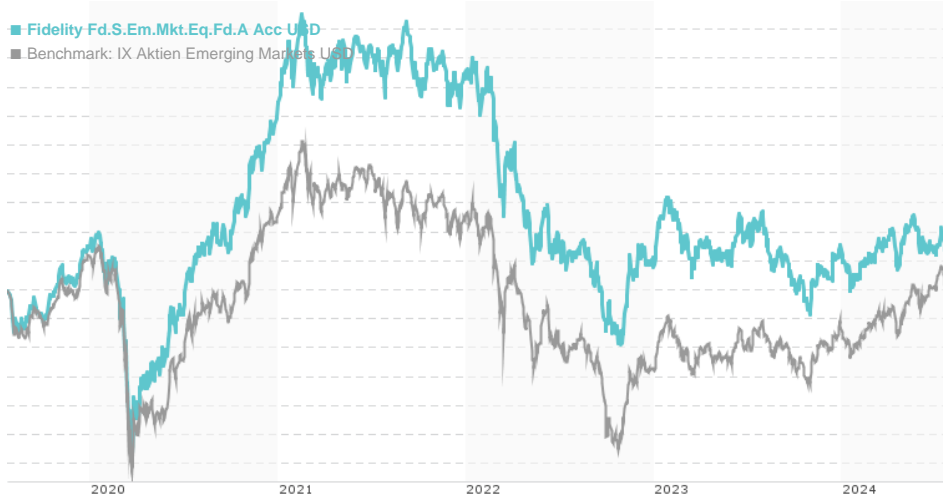


Fidelity Fd.S.Em.Mkt.Eq.Fd.A Acc USD / LU1102505929 / A12BKP / FIL IM (LU)

| | | | | |
|------------------------------|------------------|---------------|---------------|-------------|
| Last 07/23/2024 ¹ | Region | Branch | Type of yield | Type |
| 14.72 USD | Emerging Markets | Mixed Sectors | reinvestment | Equity Fund |



Risk key figures

| | | | | | | | |
|---|------------------|---|---|---|---|---|---|
| SRI | 1 | 2 | 3 | 4 | 5 | 6 | 7 |
| Mountain-View Funds Rating ² | EDA ³ | | | | | | |
| | 78 | | | | | | |

Yearly Performance

| | |
|------|---------|
| 2023 | +3.77% |
| 2022 | -24.65% |
| 2021 | +4.22% |
| 2020 | +23.21% |
| 2019 | +29.55% |

| Master data | | Conditions | | Other figures | |
|---------------------|---------------------------------|--------------------------------------|-------|---------------------------|--------------|
| Fund type | Single fund | Issue surcharge | 5.25% | Minimum investment | USD 2,500.00 |
| Category | Equity | Planned administr. fee | 0.00% | Savings plan | - |
| Sub category | Mixed Sectors | Deposit fees | 0.35% | UCITS / OGAW | Yes |
| Fund domicile | Luxembourg | Redemption charge | 0.00% | Performance fee | 0.00% |
| Tranch volume | (07/23/2024) EUR 60.88 mill. | Ongoing charges | - | Redeployment fee | 0.00% |
| Total volume | (06/28/2024) EUR 1,406.37 mill. | Dividends | | Investment company | |
| Launch date | 9/29/2014 | FIL IM (LU) | | | |
| KEST report funds | Yes | Kärntner Straße 9, Top 8, 1010, Wien | | | |
| Business year start | 01.05. | Austria | | | |
| Sustainability type | Ethics/ecology | https://www.fidelity.at | | | |
| Fund manager | Amit Goel | | | | |

| Performance | 1M | 6M | YTD | 1Y | 2Y | 3Y | 5Y | Since start |
|------------------|--------|--------|--------|---------|---------|---------|---------|-------------|
| Performance | -0.94% | +5.75% | -1.08% | -3.35% | +0.75% | -22.73% | +7.05% | +47.20% |
| Performance p.a. | - | - | - | -3.35% | +0.38% | -8.23% | +1.37% | +4.01% |
| Sharpe ratio | -1.40 | 0.63 | -0.42 | -0.49 | -0.20 | -0.67 | -0.12 | 0.02 |
| Volatility | 10.68% | 12.88% | 13.37% | 14.48% | 16.24% | 17.76% | 19.40% | 17.28% |
| Worst month | - | -5.51% | -5.51% | -6.76% | -10.30% | -10.30% | -15.08% | -15.08% |
| Best month | - | 3.45% | 4.13% | 8.18% | 17.17% | 17.17% | 17.17% | 17.17% |
| Maximum loss | -3.79% | -6.48% | -6.48% | -15.75% | -17.49% | -38.09% | -38.61% | - |

Distribution permission

Austria, Germany, Switzerland

1 Important note on update status: The displayed date refers exclusively to the calculation of the NAV.
2 The Mountain-View Data Fund Rating calculates a comparative ranking for funds using yield, volatility and trend data. For more information visit [MVD Funds Rating](#)

Fidelity Fd.S.Em.Mkt.Eq.Fd.A Acc USD / LU1102505929 / A12BKP / FIL IM (LU)

Investment strategy

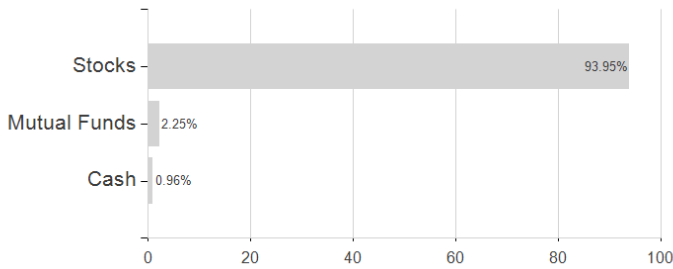
The fund invests at least 70% of its assets, in equities of companies that are listed, headquartered, or do most of their business, in developing markets including, countries in Latin America, Asia, Africa, Eastern Europe (including Russia) and the Middle East. The fund may also invest in money market instruments on an ancillary basis. The fund invests at least 70% of its assets in securities of companies with favourable environmental, social and governance (ESG) characteristics and up to 30% in securities of issuers with improving ESG characteristics. In actively managing the fund, the Investment Manager considers growth and valuation metrics, company financials, return on capital, cash flows and other measures, as well as company management, industry, economic conditions, and other factors. It also considers ESG characteristics when assessing investment risks and opportunities.

Investment goal

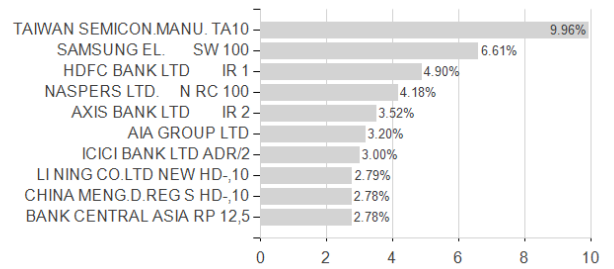
The fund aims to achieve capital growth over time.

Assessment Structure

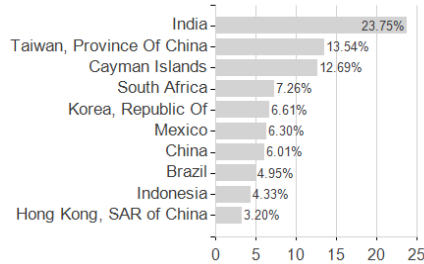
Assets



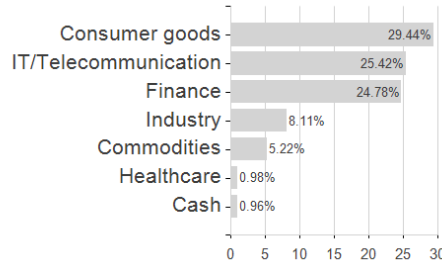
Largest positions



Countries



Branches



Currencies

