

DWS Invest Multi Opport.LCH AUD / LU1196385774 / DWS19J / DWS Investment SA

Last 06/27/2024 <sup>1</sup>	Region	Branch	Type of yield	Type
127.81 AUD	Worldwide	Mixed fund/flexible	reinvestment	Mixed Fund



Risk key figures

SRI	1	2	3	4	5	6	7
Mountain-View Funds Rating <sup>2</sup>	EDA <sup>3</sup>						
	80						

Yearly Performance

2023	+7.68%
2022	-7.44%
2021	+12.77%
2020	-4.35%
2019	+14.90%

Master data		Conditions		Other figures	
-------------	--	------------	--	---------------	--

Fund type	Single fund	Issue surcharge	4.00%	Minimum investment	UNT 0
Category	Mixed Fund	Planned administr. fee	0.00%	Savings plan	-
Sub category	Mixed fund/flexible	Deposit fees	0.00%	UCITS / OGAW	Yes
Fund domicile	Luxembourg	Redemption charge	0.00%	Performance fee	0.00%
Tranch volume	(06/27/2024) EUR 0.746 mill.	Ongoing charges	-	Redeployment fee	0.00%
Total volume	(04/30/2024) EUR 284.39 mill.	<b>Dividends</b>		<b>Investment company</b>	
Launch date	5/15/2015	DWS Investment SA			
KESt report funds	No	Mainzer Landstraße 11-17, 60329, Frankfurt am Main			
Business year start	01.01.	Germany			
Sustainability type	-	https://www.dws.de			
Fund manager	Thomas Graby, Henning Potstada				

Performance	1M	6M	YTD	1Y	2Y	3Y	5Y	Since start
Performance	+0.55%	+5.33%	+5.22%	+9.30%	+13.63%	+9.82%	+19.20%	+27.81%
Performance p.a.	-	-	-	+9.28%	+6.59%	+3.17%	+3.57%	+2.73%
Sharpe ratio	0.74	1.69	1.68	1.25	0.51	-0.09	-0.02	-0.16
Volatility	4.01%	4.30%	4.38%	4.46%	5.59%	5.90%	6.56%	6.12%
Worst month	-	-1.21%	-1.21%	-2.16%	-4.56%	-4.56%	-11.75%	-11.75%
Best month	-	3.08%	3.08%	3.80%	5.05%	5.05%	5.80%	5.80%
Maximum loss	-0.80%	-2.12%	-2.12%	-4.34%	-8.45%	-12.28%	-21.36%	-

Distribution permission

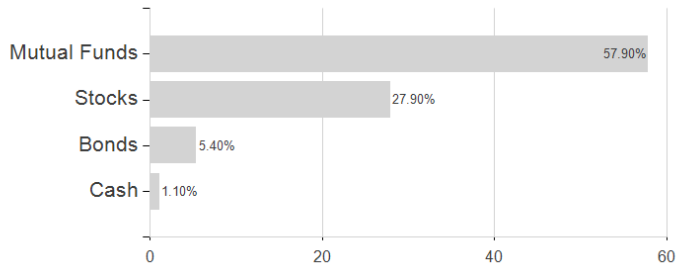
Austria, Germany, Switzerland, Luxembourg

<sup>1</sup> Important note on update status: The displayed date refers exclusively to the calculation of the NAV.  
<sup>2</sup> The Mountain-View Data Fund Rating calculates a comparative ranking for funds using yield, volatility and trend data. For more information visit [MVD Funds Rating](#)  
<sup>3</sup> Displays the Ethical-Dynamical Ratio calculated according to standard criteria. The maximum value is 100. For more information visit [EDA](#)

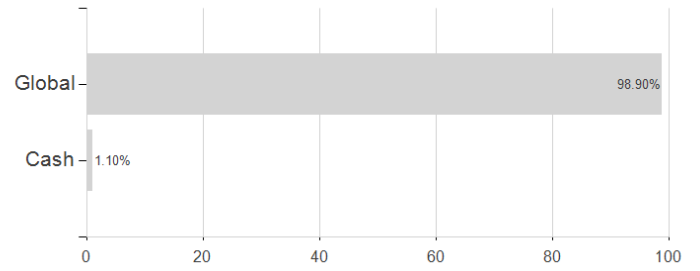
**DWS Invest Multi Opport.LCH AUD / LU1196385774 / DWS19J / DWS Investment SA**

**Assessment Structure**

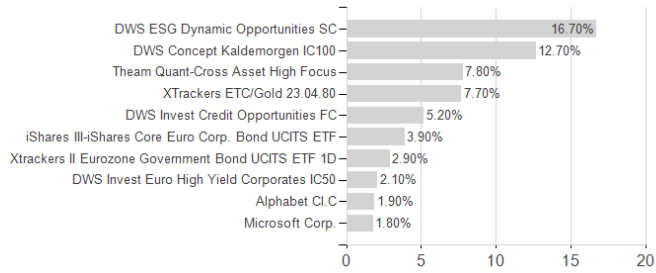
**Assets**



**Countries**



**Largest positions**



**Currencies**

