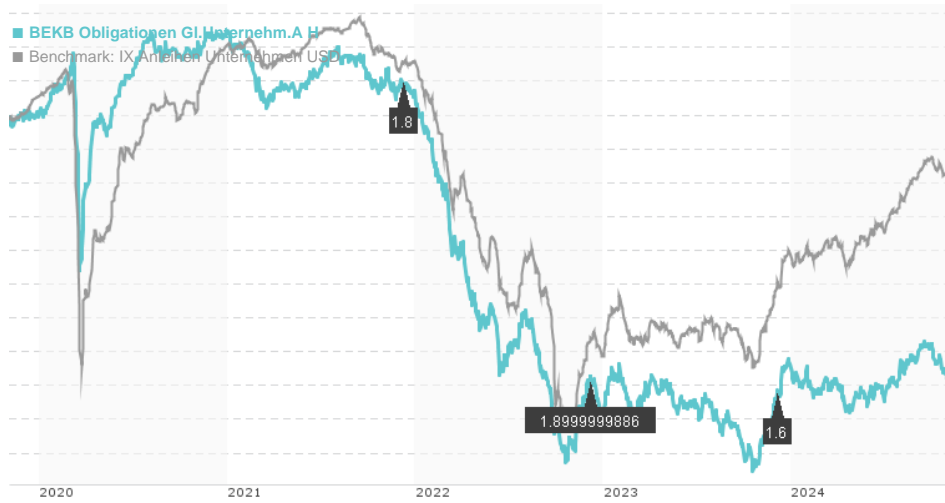


BEKB Obligationen GI.Unternehm.A H / CH0305091156 / A2N54M / Swisscanto Fondsl.

Last 10/31/2024 ¹	Region	Branch	Type of yield	Type
73.74 CHF	Worldwide	Corporate Bonds	paying dividend	Fixed-Income Fund



Risk key figures

SRI	1	2	3	4	5	6	7
Mountain-View Funds Rating ²	EDA ³						
	73						

Yearly Performance

2023	+3.64%
2022	-18.87%
2021	-3.38%
2020	+5.06%
2019	+6.77%

Master data		Conditions		Other figures	
Fund type	Single fund	Issue surcharge	1.50%	Minimum investment	UNT 0
Category	Bonds	Planned administr. fee	0.00%	Savings plan	-
Sub category	Corporate Bonds	Deposit fees	0.00%	UCITS / OGAW	-
Fund domicile	Switzerland	Redemption charge	0.50%	Performance fee	0.00%
Tranch volume	(10/31/2024) CHF 22.63 mill.	Ongoing charges	-	Redeployment fee	0.00%
Total volume	(10/30/2024) CHF 197.29 mill.	Dividends		Investment company	
Launch date	12/2/2015	05.12.2023	1.60 CHF	Swisscanto Fondsl.	
KESt report funds	No	06.12.2022	1.90 CHF	Bahnhofstraße 9, 8001, Zürich	
Business year start	01.09.	07.12.2021	1.80 CHF	Switzerland	
Sustainability type	-	08.12.2020	2.00 CHF	https://www.swisscanto.ch	
Fund manager	Berner Kantonalbank AG	03.12.2019	2.20 CHF		

Performance	1M	6M	YTD	1Y	2Y	3Y	5Y	Since start
Performance	-2.05%	+2.36%	-0.91%	+6.44%	+4.86%	-16.90%	-15.77%	-12.64%
Performance p.a.	-	-	-	+6.42%	+2.40%	-5.99%	-3.37%	-1.50%
Sharpe ratio	-6.70	0.42	-0.98	0.73	-0.13	-1.59	-1.18	-1.02
Volatility	3.68%	3.97%	4.23%	4.63%	5.19%	5.68%	5.45%	4.45%
Worst month	-	-2.24%	-2.24%	-2.24%	-2.35%	-4.64%	-6.26%	-6.26%
Best month	-	1.69%	3.15%	4.14%	4.14%	4.14%	4.17%	4.17%
Maximum loss	-2.34%	-2.46%	-3.23%	-3.72%	-7.52%	-23.20%	-24.82%	-

Distribution permission

Switzerland

¹ Important note on update status: The displayed date refers exclusively to the calculation of the NAV.

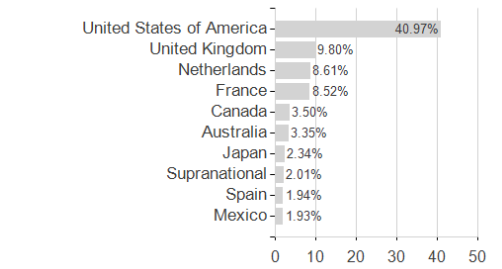
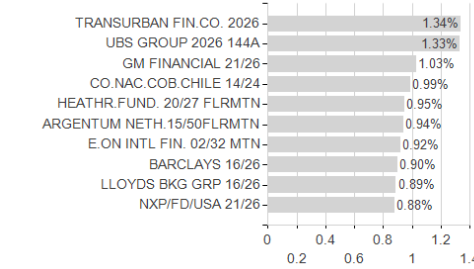
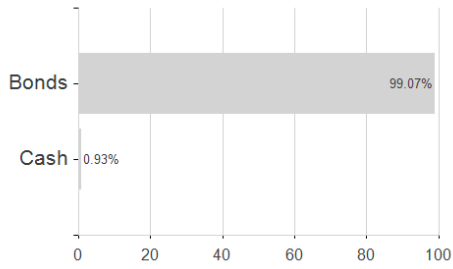
² The Mountain-View Data Fund Rating calculates a comparative ranking for funds using yield, volatility and trend data. For more information visit [MVD Funds Rating](#)

³ Displays the Ethical-Dynamical Ratio calculated according to standard criteria. The maximum value is 100. For more information visit [EDA](#)

BEKB Obligationen GI.Unternehm.A H / CH0305091156 / A2N54M / Swisscanto Fondsl.

Assessment Structure

Assets Largest positions Countries



Issuer Duration Currencies

