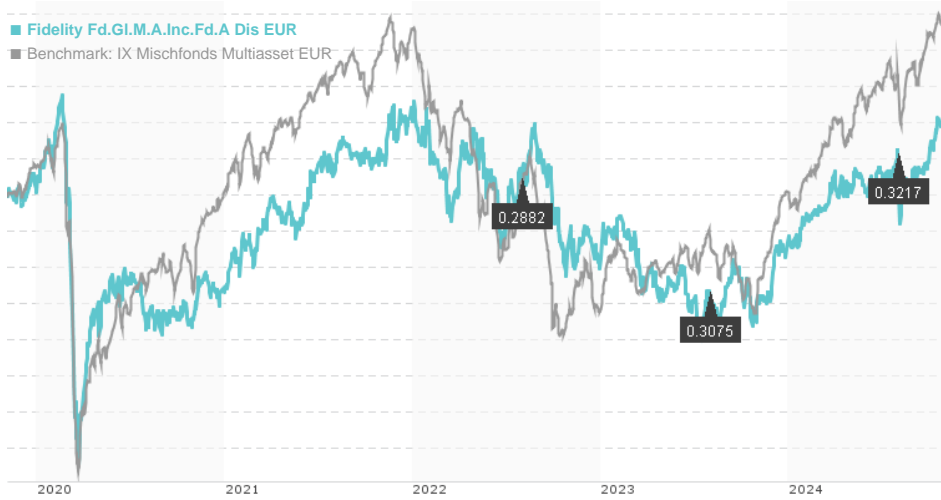


Fidelity Fd.GI.M.A.Inc.Fd.A Dis EUR / LU1333218029 / A2AB2J / FIL IM (LU)

Last 11/04/2024 ¹	Region	Branch	Type of yield	Type
10.03 EUR	Worldwide	Multi-asset	paying dividend	Mixed Fund



Risk key figures

SRI	1	2	3	4	5	6	7	
Mountain-View Funds Rating ²							EDA ³	75

Yearly Performance

2023	+1.19%
2022	-7.84%
2021	+9.66%
2020	-5.24%
2019	+15.10%

Master data		Conditions		Other figures	
Fund type	Single fund	Issue surcharge	5.25%	Minimum investment	USD 2,500.00
Category	Mixed Fund	Planned administr. fee	0.00%	Savings plan	-
Sub category	Multi-asset	Deposit fees	0.00%	UCITS / OGAW	Yes
Fund domicile	Luxembourg	Redemption charge	0.00%	Performance fee	0.00%
Tranch volume	(11/04/2024) USD 73.81 mill.	Ongoing charges	-	Redeployment fee	0.00%
Total volume	(10/31/2024) USD 4,644.95 mill.	Dividends		Investment company	
Launch date	12/21/2015	01.08.2024	0.32 EUR	FIL IM (LU) Kärntner Straße 9, Top 8, 1010, Wien Austria https://www.fidelity.at	
KEST report funds	Yes	01.08.2023	0.31 EUR		
Business year start	01.05.	01.08.2022	0.29 EUR		
Sustainability type	-	02.08.2021	0.29 EUR		
Fund manager	Talib Sheikh, Becky Qin, George Efstathiopoulos	03.08.2020	0.31 EUR		

Performance	1M	6M	YTD	1Y	2Y	3Y	5Y	Since start
Performance	-0.79%	+1.58%	+5.26%	+8.64%	+5.15%	-0.04%	+2.73%	+28.21%
Performance p.a.	-	-	-	+8.67%	+2.54%	-0.01%	+0.54%	+2.84%
Sharpe ratio	-2.25	0.02	0.58	1.03	-0.09	-0.45	-0.35	-0.03
Volatility	5.34%	5.95%	5.50%	5.45%	6.04%	6.84%	7.36%	7.30%
Worst month	-	-1.12%	-1.12%	-1.12%	-2.43%	-3.32%	-10.69%	-10.69%
Best month	-	1.17%	2.17%	2.17%	2.17%	3.91%	5.04%	5.04%
Maximum loss	-2.05%	-4.00%	-4.00%	-4.00%	-7.01%	-12.59%	-19.39%	-

Distribution permission

Austria, Germany, Switzerland, Czech Republic

¹ Important note on update status: The displayed date refers exclusively to the calculation of the NAV.

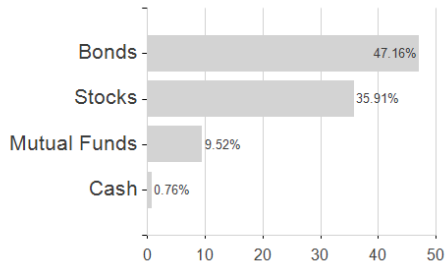
² The Mountain-View Data Fund Rating calculates a comparative ranking for funds using yield, volatility and trend data. For more information visit [MVD Funds Rating](#)

³ Displays the Ethical-Dynamical Ratio calculated according to standard criteria. The maximum value is 100. For more information visit [EDA](#)

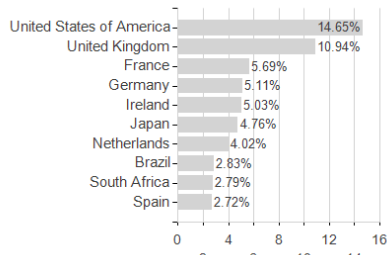
Fidelity Fd.GI.M.A.Inc.Fd.A Dis EUR / LU1333218029 / A2AB2J / FIL IM (LU)

Assessment Structure

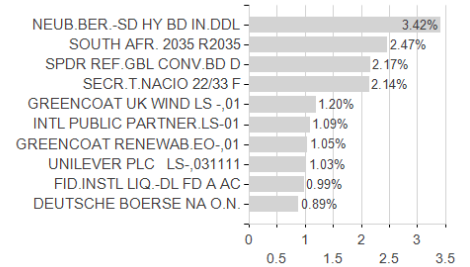
Assets



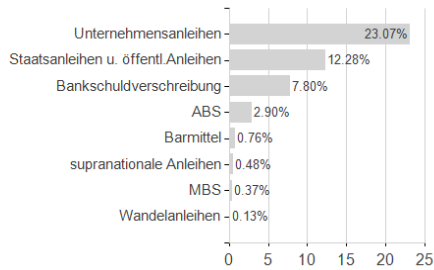
Countries



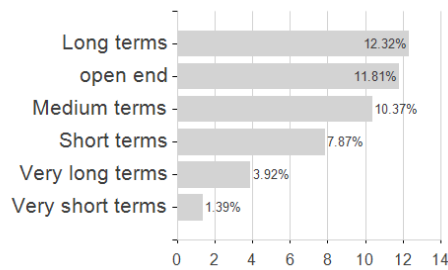
Largest positions



Issuer



Duration



Currencies

