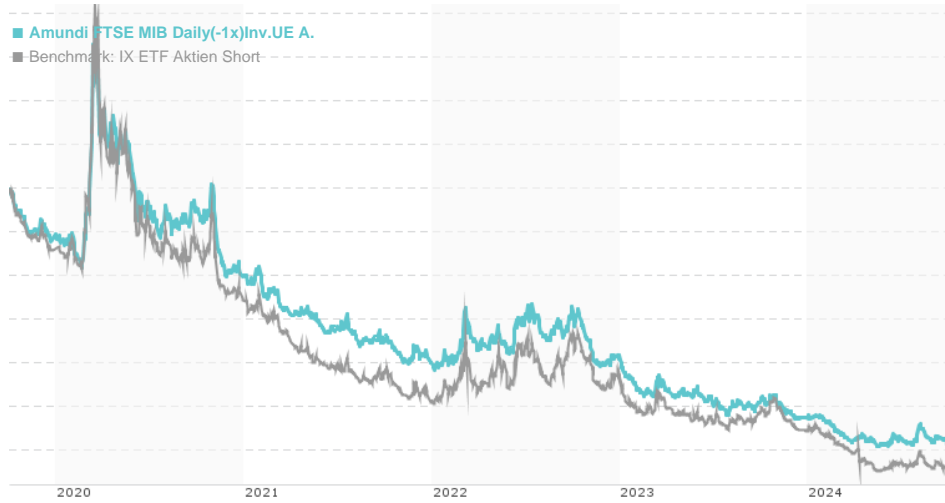


Amundi FTSE MIB Daily(-1x)Inv.UE A. / FR0010446146 / AONE3E / Amundi AM (FR)

Last 10/01/2024 ¹	Country	Branch	Type of yield	Type
6.75 EUR	Italy	ETF Special	reinvestment	Alternative Investm.



Risk key figures

SRI	1	2	3	4	5	6	7
Mountain-View Funds Rating ²							EDA ³
							-

Yearly Performance

2023	-23.11%
2022	+2.73%
2021	-24.80%
2020	-10.47%
2019	-28.22%

Master data		Conditions		Other figures	
Fund type	Single fund	Issue surcharge	5.00%	Minimum investment	UNT 1
Category	Special Type	Planned administr. fee	0.00%	Savings plan	-
Sub category	ETF Special	Deposit fees	0.00%	UCITS / OGAW	Yes
Fund domicile	France	Redemption charge	5.00%	Performance fee	0.00%
Tranch volume	(10/01/2024) EUR 29.78 mill.	Ongoing charges	-	Redeployment fee	0.00%
Total volume	(07/05/2023) EUR 43.00 mill.	Dividends		Investment company	
Launch date	9/5/2018	Amundi AM (FR)			
KESt report funds	No	90 boulevard Pasteur, 75015, Paris			
Business year start	01.11.	France			
Sustainability type	-	www.amundi.fr/			
Fund manager	-				

Performance	1M	6M	YTD	1Y	2Y	3Y	5Y	Since start
Performance	+1.89%	+0.26%	-10.27%	-17.21%	-39.65%	-35.18%	-55.96%	-62.41%
Performance p.a.	-	-	-	-17.21%	-22.34%	-13.45%	-15.11%	-14.87%
Sharpe ratio	1.63	-0.18	-1.20	-1.51	-1.68	-0.89	-0.83	-0.85
Volatility	14.30%	15.60%	13.97%	13.58%	15.25%	18.81%	22.20%	21.30%
Worst month	-	-2.96%	-5.82%	-7.18%	-11.25%	-11.25%	-19.45%	-19.45%
Best month	-	3.96%	3.96%	3.96%	3.96%	13.61%	20.73%	20.73%
Maximum loss	-4.37%	-9.88%	-15.11%	-22.63%	-43.53%	-44.45%	-69.21%	-

Distribution permission

Germany, Czech Republic

1 Important note on update status: The displayed date refers exclusively to the calculation of the NAV.

2 The Mountain-View Data Fund Rating calculates a comparative ranking for funds using yield, volatility and trend data. For more information visit [MVD Funds Rating](#)

3 Displays the Ethical-Dynamical Ratio calculated according to standard criteria. The maximum value is 100. For more information visit [EDA](#)

Amundi FTSE MIB Daily(-1x)Inv.UE A. / FR0010446146 / AONE3E / Amundi AM (FR)

Investment strategy

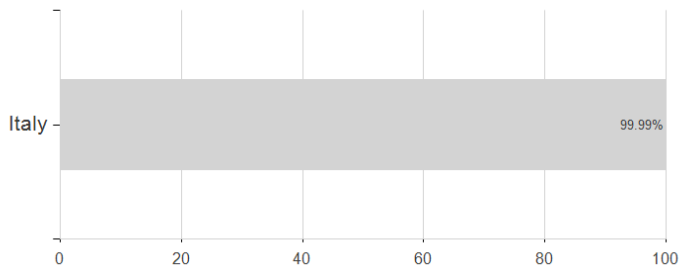
The Fund aims to achieve its objective by means of indirect replication, namely by entering into one or more OTC swaps (financial futures y y g instruments, "FFIs"). The Fund may invest in a diversified portfolio of international shares whose performance will be exchanged against that of the Benchmark Index through FFIs.

Investment goal

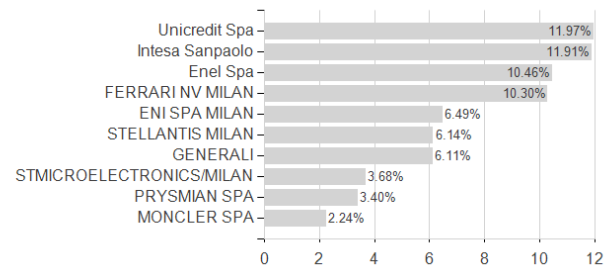
The objective of the Fund's management is to be inversely exposed with a daily rebalancing to the Italian stock market by replicating, both upwards and downwards, the development of the FTSE MIB Daily Short Strategy RT Gross TR strategy index (gross dividends reinvested) (the "Benchmark Index"), denominated in euro (EUR) and which is a short selling strategy (with a daily -1x leverage effect), with daily rebalancing, on the FTSE MIB® index (net dividends reinvested) (the "Parent Index"), by measuring the development of the 40 largest assets listed on the Borsa Italiana while keeping the tracking error (the "Tracking Error") between the performances of the Fund and those of the Benchmark Index to a minimum.

Assessment Structure

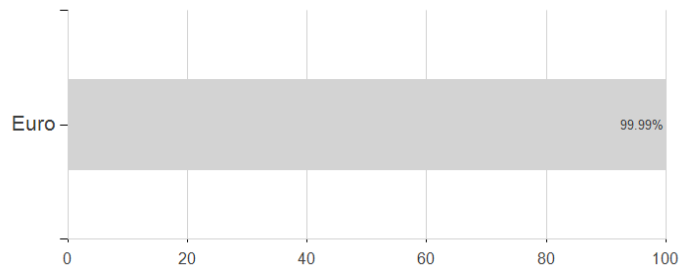
Countries



Largest positions



Currencies



Branches

