

Robeco BP US Select Opport.Eq.F USD / LU0955988976 / A1166P / Robeco Inst. AM

Last 07/25/2024 <sup>1</sup>	Country	Branch	Type of yield	Type
286.54 USD	United States of America	Mixed Sectors	reinvestment	Equity Fund



Risk key figures

SRI	1	2	3	4	5	6	7
Mountain-View Funds Rating <sup>2</sup>	EDA <sup>3</sup>						
	49						

Yearly Performance

2023	+16.05%
2022	-7.61%
2021	+26.41%
2020	+5.10%
2019	+30.76%

Master data		Conditions		Other figures	
Fund type	Single fund	Issue surcharge	0.00%	Minimum investment	UNT 1
Category	Equity	Planned administr. fee	0.00%	Savings plan	-
Sub category	Mixed Sectors	Deposit fees	0.00%	UCITS / OGAW	Yes
Fund domicile	Luxembourg	Redemption charge	0.00%	Performance fee	0.00%
Tranch volume	-	Ongoing charges	-	Redeployment fee	0.00%
Total volume	(07/25/2024) USD 676.01 mill.	<b>Dividends</b>		<b>Investment company</b>	
Launch date	7/30/2013	Robeco Inst. AM			
KESt report funds	Yes	Weena 850, 3014, Rotterdam			
Business year start	01.01.	Netherlands			
Sustainability type	-	https://www.robeco.com			
Fund manager	Steven Pollack, Tim Collard				

Performance	1M	6M	YTD	1Y	2Y	3Y	5Y	Since start
Performance	+2.68%	+7.82%	+6.94%	+12.07%	+27.86%	+21.81%	+61.67%	+185.77%
Performance p.a.	-	-	-	+12.03%	+13.06%	+6.80%	+10.07%	+10.02%
Sharpe ratio	2.40	1.05	0.77	0.68	0.59	0.18	0.27	0.34
Volatility	14.23%	11.95%	11.69%	12.34%	16.02%	17.43%	23.87%	18.75%
Worst month	-	-5.44%	-5.44%	-5.44%	-8.74%	-10.26%	-20.99%	-20.99%
Best month	-	5.88%	6.96%	8.83%	11.45%	11.45%	15.53%	15.53%
Maximum loss	-3.08%	-6.40%	-6.40%	-11.40%	-15.09%	-20.69%	-43.13%	-

Distribution permission

Austria, Germany, Switzerland, Luxembourg

<sup>1</sup> Important note on update status: The displayed date refers exclusively to the calculation of the NAV.

<sup>2</sup> The Mountain-View Data Fund Rating calculates a comparative ranking for funds using yield, volatility and trend data. For more information visit [MVD Funds Rating](#)

<sup>3</sup> Displays the Ethical-Dynamical Ratio calculated according to standard criteria. The maximum value is 100. For more information visit [EDA](#)

**Robeco BP US Select Opport.Eq.F USD / LU0955988976 / A1166P / Robeco Inst. AM**

**Investment strategy**

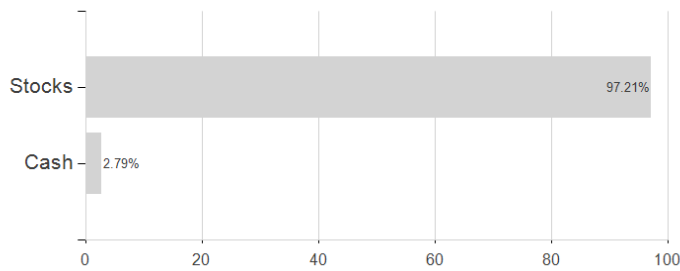
The Sub-fund is actively managed. The securities selected for the Sub-fund's investment universe may be components of the Benchmark, but securities outside the Benchmark may be selected too. The investment policy is not constrained by a benchmark but the Sub-fund uses a benchmark for comparison purposes. The Portfolio Manager has discretion over the composition of the portfolio subject to the investment objectives. The Sub-fund can deviate substantially from the issuer, country and sector weightings of the benchmark. There are no restrictions on the deviation from the benchmark. The benchmark is a broad market weighted index that is not consistent with the environmental, social and governance characteristics promoted by the Sub-fund.

**Investment goal**

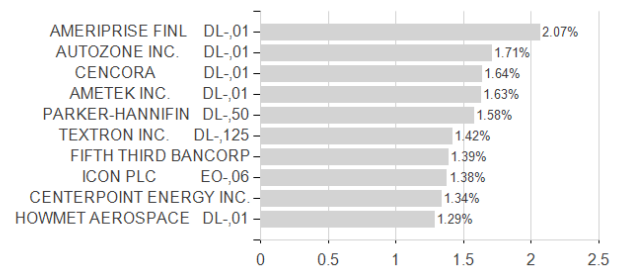
Robeco BP US Select Opportunities Equities is an actively managed fund that invests in mid-cap stocks in the United States. The selection of these stocks is based on fundamental analysis. The fund's objective is to achieve a better return than the index.

**Assessment Structure**

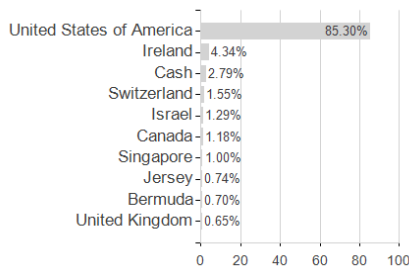
**Assets**



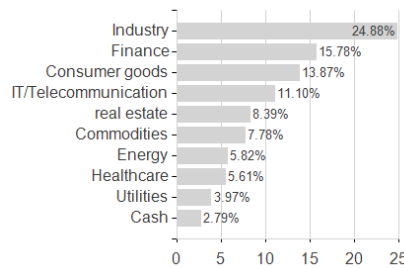
**Largest positions**



**Countries**



**Branches**



**Currencies**

