

**Deka-DividendenStrategie S / DE000DK2J6Z0 / DK2J6Z / Deka Investment**

Last 07/08/2024 <sup>1</sup>	Region	Branch	Type of yield	Type
<b>146.56 EUR</b>	Worldwide	Mixed Sectors	paying dividend	Equity Fund



**Risk key figures**

SRI 1 2 3 4 5 6 7

Mountain-View Funds Rating<sup>2</sup> EDA<sup>3</sup>



**Yearly Performance**

2023	+9.97%
2022	-3.51%
2021	+25.42%
2020	-4.33%
2019	+24.69%

Master data		Conditions		Other figures	
Fund type	Single fund	Issue surcharge	2.50%	Minimum investment	EUR 50,000.00
Category	Equity	Planned administr. fee	0.00%	Savings plan	-
Sub category	Mixed Sectors	Deposit fees	0.12%	UCITS / OGAW	Yes
Fund domicile	Germany	Redemption charge	0.00%	Performance fee	0.00%
Tranch volume	(07/08/2024) EUR 38.45 mill.	Ongoing charges	-	Redeployment fee	0.00%
Total volume	(12/15/2021) EUR 11,477.49 mill.	Dividends		Investment company	
Launch date	5/18/2015	17.05.2024	1.27 EUR	Deka Investment Mainzer Landstrasse 16, 60325, Frankfurt am Main Germany https://www.deka.de	
KESSt report funds	No	24.11.2023	1.13 EUR		
Business year start	01.10.	19.05.2023	1.12 EUR		
Sustainability type	-	11.11.2022	1.24 EUR		
Fund manager	Gunther Kramert	20.05.2022	0.81 EUR		

Performance	1M	6M	YTD	1Y	2Y	3Y	5Y	Since start
Performance	+1.40%	+11.42%	+11.33%	+19.54%	+24.02%	+29.64%	+51.26%	+81.99%
Performance p.a.	-	-	-	+19.60%	+11.35%	+9.03%	+8.62%	+7.68%
Sharpe ratio	4.04	2.93	2.82	2.17	0.82	0.53	0.39	0.35
Volatility	4.01%	7.00%	6.89%	7.35%	9.36%	10.10%	12.76%	11.39%
Worst month	-	-0.80%	-0.80%	-2.81%	-5.56%	-5.67%	-13.10%	-13.10%
Best month	-	3.70%	3.70%	4.34%	6.38%	6.38%	11.36%	11.36%
Maximum loss	-0.81%	-3.26%	-3.26%	-5.79%	-9.39%	-10.68%	-31.28%	-

**Distribution permission**

Germany

<sup>1</sup> Important note on update status: The displayed date refers exclusively to the calculation of the NAV.

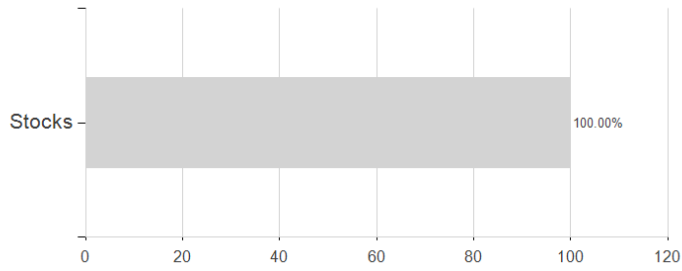
<sup>2</sup> The Mountain-View Data Fund Rating calculates a comparative ranking for funds using yield, volatility and trend data. For more information visit [MVD Funds Rating](#)

<sup>3</sup> Displays the Ethical-Dynamical Ratio calculated according to standard criteria. The maximum value is 100. For more information visit [EDA](#)

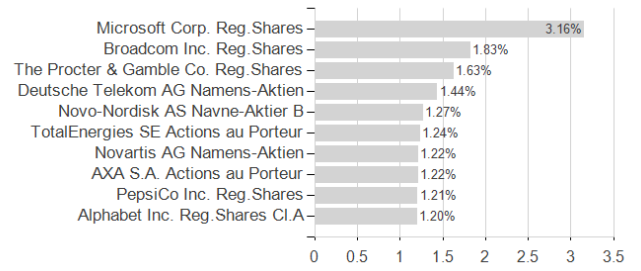
### Deka-DividendenStrategie S / DE000DK2J6Z0 / DK2J6Z / Deka Investment

#### Assessment Structure

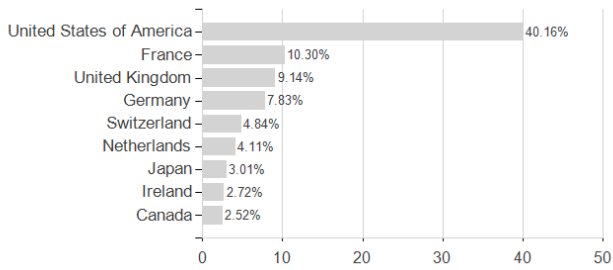
##### Assets



##### Largest positions



##### Countries



##### Branches

