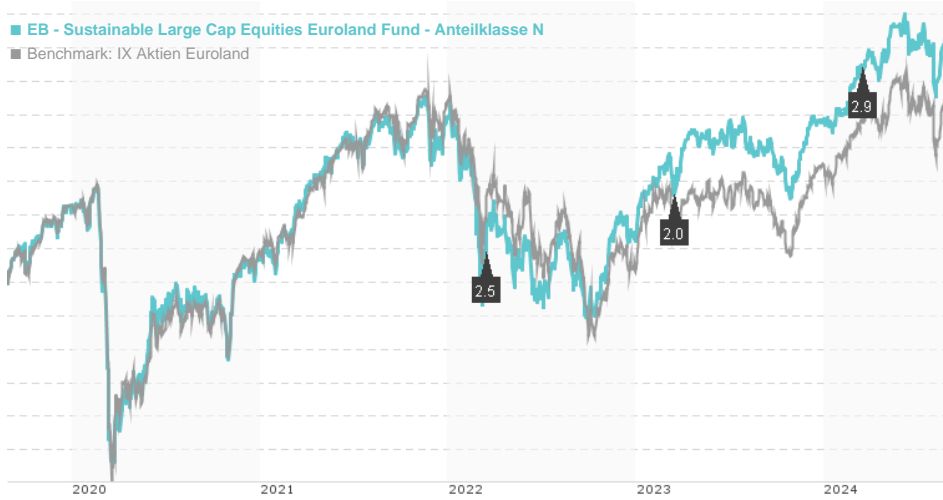


EB - Sustainable Large Cap Equities Euroland Fund - Anteilklasse N / DE00A141TJ3 / A141TJ / Universal-Investment

| | | | | |
|------------------------------|----------|---------------|-----------------|-------------|
| Last 08/26/2024 ¹ | Region | Branch | Type of yield | Type |
| 169.02 EUR | Euroland | Mixed Sectors | paying dividend | Equity Fund |



Risk key figures

| | | | | | | | |
|---|------------------|---|---|---|---|---|---|
| SRI | 1 | 2 | 3 | 4 | 5 | 6 | 7 |
| Mountain-View Funds Rating ² | EDA ³ | | | | | | |
| | 78 | | | | | | |

Yearly Performance

| | |
|------|---------|
| 2023 | +16.74% |
| 2022 | -14.68% |
| 2021 | +20.28% |
| 2020 | -6.32% |
| 2019 | +26.79% |

| Master data | | Conditions | | Other figures | |
|---------------------|------------------------------|------------------------|----------|--|-------|
| Fund type | Single fund | Issue surcharge | 5.00% | Minimum investment | UNT 0 |
| Category | Equity | Planned administr. fee | 0.00% | Savings plan | Yes |
| Sub category | Mixed Sectors | Deposit fees | 0.05% | UCITS / OGAW | Yes |
| Fund domicile | Germany | Redemption charge | 0.00% | Performance fee | 0.00% |
| Tranch volume | (08/26/2024) EUR 0.481 mill. | Ongoing charges | - | Redeployment fee | 0.00% |
| Total volume | (08/26/2024) EUR 13.35 mill. | Dividends | | Investment company | |
| Launch date | 2/15/2016 | 15.03.2024 | 2.90 EUR | Universal-Investment | |
| KESt report funds | No | 15.03.2023 | 2.00 EUR | Theodor-Heuss-Allee 70, 60486, Frankfurt am Main | |
| Business year start | 01.02. | 15.03.2022 | 2.50 EUR | Germany | |
| Sustainability type | Ethics/ecology | 15.03.2021 | 1.00 EUR | https://www.universal-investment.com | |
| Fund manager | - | 16.03.2020 | 2.64 EUR | | |

| Performance | 1M | 6M | YTD | 1Y | 2Y | 3Y | 5Y | Since start |
|------------------|--------|--------|--------|---------|---------|---------|---------|-------------|
| Performance | +0.69% | +5.41% | +9.69% | +13.01% | +32.67% | +10.33% | +36.76% | +96.75% |
| Performance p.a. | - | - | - | +13.04% | +15.16% | +3.33% | +6.45% | +8.25% |
| Sharpe ratio | 0.32 | 0.68 | 1.12 | 0.95 | 0.96 | -0.01 | 0.16 | 0.29 |
| Volatility | 15.34% | 11.16% | 10.51% | 10.02% | 12.10% | 15.67% | 18.11% | 16.20% |
| Worst month | - | -1.75% | -1.75% | -4.12% | -5.22% | -7.87% | -18.24% | -18.24% |
| Best month | - | 4.14% | 4.14% | 7.60% | 8.72% | 8.72% | 15.42% | 15.42% |
| Maximum loss | -5.74% | -8.68% | -8.68% | -8.68% | -9.66% | -26.50% | -36.61% | - |

Distribution permission

Germany

¹ Important note on update status: The displayed date refers exclusively to the calculation of the NAV.

² The Mountain-View Data Fund Rating calculates a comparative ranking for funds using yield, volatility and trend data. For more information visit [MVD Funds Rating](#)

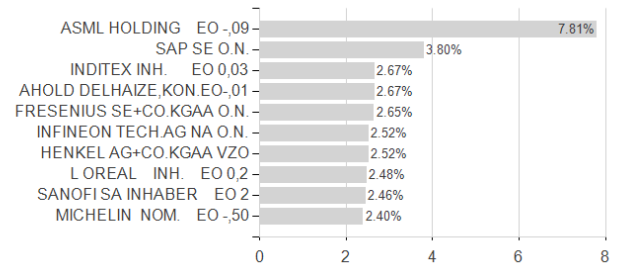
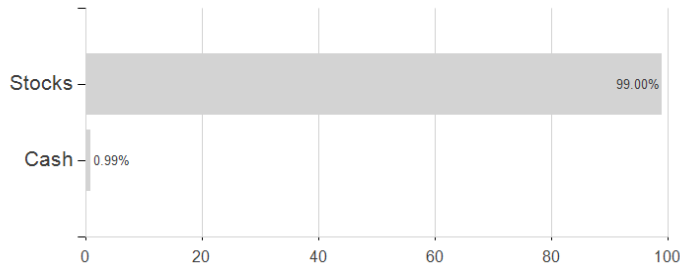
³ Displays the Ethical-Dynamical Ratio calculated according to standard criteria. The maximum value is 100. For more information visit [EDA](#)

EB - Sustainable Large Cap Equities Euroland Fund - Anteilklasse N / DE000A141TJ3 / A141TJ / Universal-Investment

Assessment Structure

Assets

Largest positions



Countries

Branches

Currencies

