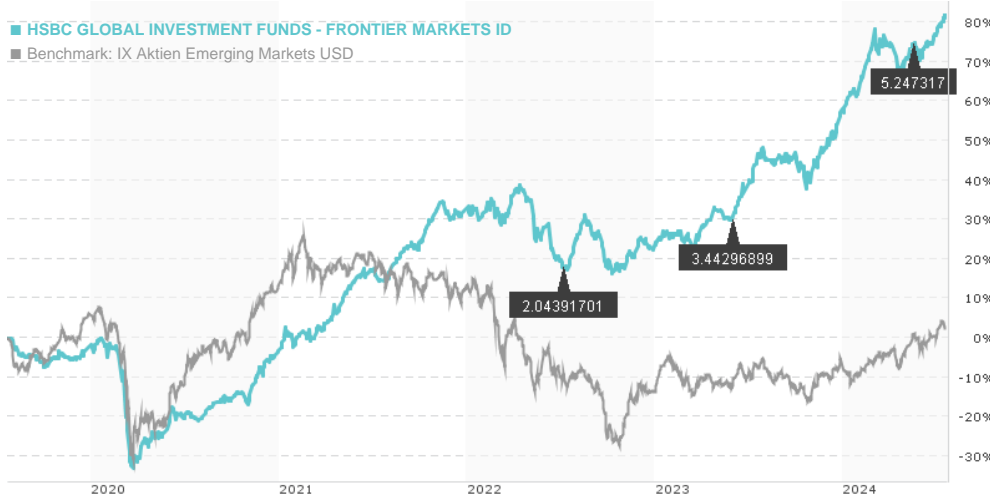


HSBC GLOBAL INVESTMENT FUNDS - FRONTIER MARKETS ID / LU0666200695 / A1JRMB / HSBC Inv. Funds (LU)

Last 07/19/2024 <sup>1</sup>	Region	Branch	Type of yield	Type
237.42 USD	Emerging Markets	Mixed Sectors	paying dividend	Equity Fund



Risk key figures

SRI	1	2	3	4	5	6	7
Mountain-View Funds Rating <sup>2</sup>	EDA <sup>3</sup>						
	75						

Yearly Performance

2023	+28.59%
2022	-7.97%
2021	+37.09%
2020	-1.25%
2019	+16.96%

Master data		Conditions		Other figures	
Fund type	Single fund	Issue surcharge	5.00%	Minimum investment	USD 1,000,000.00
Category	Equity	Planned administr. fee	0.00%	Savings plan	-
Sub category	Mixed Sectors	Deposit fees	0.00%	UCITS / OGAW	Yes
Fund domicile	Luxembourg	Redemption charge	0.00%	Performance fee	0.00%
Tranch volume	(07/19/2024) USD 62.24 mill.	Ongoing charges	-	Redeployment fee	0.00%
Total volume	(07/19/2024) USD 400.28 mill.	Dividends		Investment company	
Launch date	12/6/2011	17.05.2024	5.25 USD	HSBC Inv. Funds (LU)	
KESt report funds	Yes	31.05.2023	3.44 USD	18, Boulevard de Kockelscheuer, 1821, Luxembourg	
Business year start	01.04.	06.07.2022	2.04 USD	Luxembourg	
Sustainability type	-	08.07.2021	1.12 USD	www.assetmanagement.hsbc.lu	
Fund manager	Ramzi Sidani, Jennifer Passmoor	08.07.2020	2.74 USD		

Performance	1M	6M	YTD	1Y	2Y	3Y	5Y	Since start
Performance	+3.86%	+11.27%	+15.48%	+23.76%	+53.19%	+58.39%	+81.22%	+121.85%
Performance p.a.	-	-	-	+23.76%	+23.73%	+16.67%	+12.63%	+10.24%
Sharpe ratio	13.41	2.13	2.83	1.91	1.96	1.20	0.67	0.51
Volatility	4.28%	9.69%	9.38%	10.55%	10.27%	10.81%	13.46%	12.73%
Worst month	-	-3.17%	-3.17%	-4.16%	-7.42%	-7.42%	-26.77%	-26.77%
Best month	-	7.82%	7.82%	8.48%	8.48%	8.48%	8.77%	8.77%
Maximum loss	-0.37%	-5.75%	-5.75%	-6.97%	-11.50%	-16.18%	-33.26%	-

Distribution permission

Austria, Germany, Switzerland, Luxembourg

<sup>1</sup> Important note on update status: The displayed date refers exclusively to the calculation of the NAV.

<sup>2</sup> The Mountain-View Data Fund Rating calculates a comparative ranking for funds using yield, volatility and trend data. For more information visit [MVD Funds Rating](#)

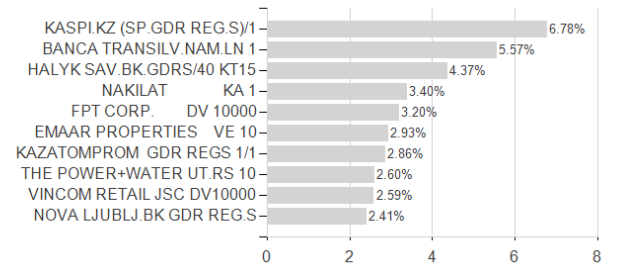
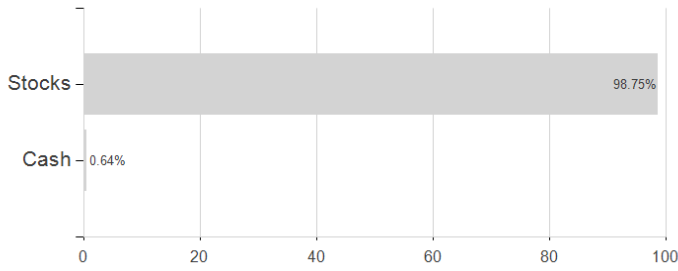
<sup>3</sup> Displays the Ethical-Dynamical Ratio calculated according to standard criteria. The maximum value is 100. For more information visit [EDA](#)

**HSBC GLOBAL INVESTMENT FUNDS - FRONTIER MARKETS ID / LU0666200695 / A1JRMB / HSBC Inv. Funds (LU)**

Assessment Structure

Assets

Largest positions



Countries

Branches

Currencies

