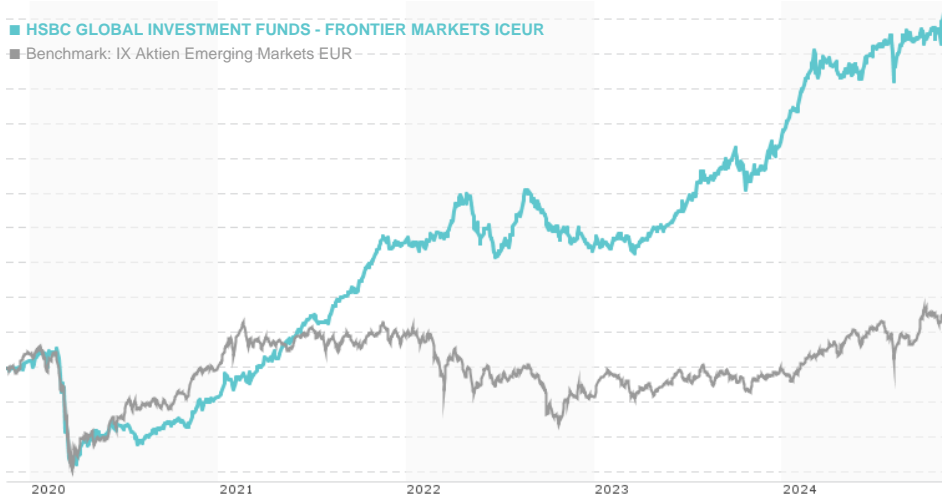


HSBC GLOBAL INVESTMENT FUNDS - FRONTIER MARKETS ICEUR / LU0708055537 / A1JRMG / HSBC Inv. Funds

Last 11/14/2024 ¹	Region	Branch	Type of yield	Type
33.61 EUR	Emerging Markets	Mixed Sectors	reinvestment	Equity Fund

■ HSBC GLOBAL INVESTMENT FUNDS - FRONTIER MARKETS ICEUR
■ Benchmark: IX Aktien Emerging Markets EUR



Risk key figures

SRI	1	2	3	4	5	6	7
Mountain-View Funds Rating ²	EDA ³						
	75						

Yearly Performance

2023	+23.49%
2022	-2.25%
2021	+48.82%
2020	-10.06%
2019	+19.04%

Master data		Conditions		Other figures	
Fund type	Single fund	Issue surcharge	5.00%	Minimum investment	USD 1,000,000.00
Category	Equity	Planned administr. fee	0.00%	Savings plan	-
Sub category	Mixed Sectors	Deposit fees	0.00%	UCITS / OGAW	Yes
Fund domicile	Luxembourg	Redemption charge	0.00%	Performance fee	0.00%
Tranch volume	(11/14/2024) USD 16.46 mill.	Ongoing charges	-	Redeployment fee	0.00%
Total volume	(11/14/2024) USD 426.65 mill.	Dividends		Investment company	
Launch date	1/24/2013	HSBC Inv. Funds (LU)			
KESt report funds	Yes	18, Boulevard de Kockelscheuer, 1821, Luxembourg			
Business year start	01.04.	Luxembourg			
Sustainability type	-	www.assetmanagement.hsbc.lu			
Fund manager	Ramzi Sidani, Jennifer Passmoor				

Performance	1M	6M	YTD	1Y	2Y	3Y	5Y	Since start
Performance	+2.11%	+8.59%	+21.37%	+27.41%	+45.46%	+45.65%	+98.52%	+136.80%
Performance p.a.	-	-	-	+27.32%	+20.58%	+13.35%	+14.68%	+10.68%
Sharpe ratio	1.89	1.16	1.88	2.08	1.54	0.89	0.81	0.58
Volatility	13.16%	12.66%	11.67%	11.74%	11.38%	11.56%	14.36%	13.19%
Worst month	-	-0.93%	-2.20%	-2.20%	-5.05%	-7.24%	-27.54%	-27.54%
Best month	-	4.56%	8.22%	8.22%	8.22%	8.22%	8.97%	8.97%
Maximum loss	-2.37%	-6.82%	-6.82%	-6.82%	-7.43%	-12.30%	-31.43%	-

Distribution permission

Austria, Germany, Switzerland, Czech Republic

1 Important note on update status: The displayed date refers exclusively to the calculation of the NAV.

2 The Mountain-View Data Fund Rating calculates a comparative ranking for funds using yield, volatility and trend data. For more information visit [MVD Funds Rating](#)

3 Displays the Ethical-Dynamical Ratio calculated according to standard criteria. The maximum value is 100. For more information visit [EDA](#)

HSBC GLOBAL INVESTMENT FUNDS - FRONTIER MARKETS ICEUR / LU0708055537 / A1JRMG / HSBC Inv. Funds

Investment strategy

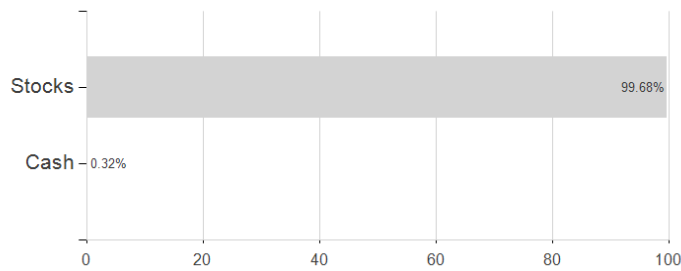
In normal market conditions, the Fund invests minimum of 90% of its assets in shares (or securities similar to shares) of companies of any size which have their registered office in, and with an official listing on a major stock exchange or other regulated market in Frontier Markets, as well as those companies with significant operations or carrying out a preponderant part of their business activities in these countries. The Fund may invest up to 10% in eligible closed-ended Real Estate Investment Trusts (REITs). Companies and/or issuers considered for inclusion within the Fund's portfolio will be subject to excluded activities in accordance with HSBC Asset Management's Responsible Investment Policies, which may change from time to time. Please refer to the Prospectus for further details on excluded activities.

Investment goal

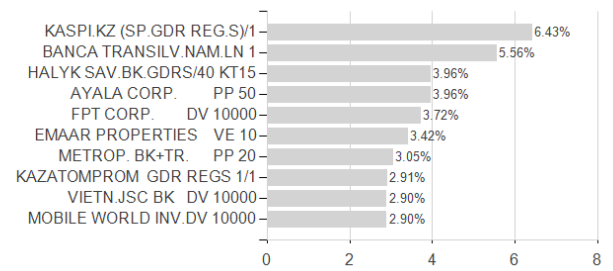
The Fund aims to provide growth and income by primarily investing in a diversified portfolio of Frontier Markets shares.

Assessment Structure

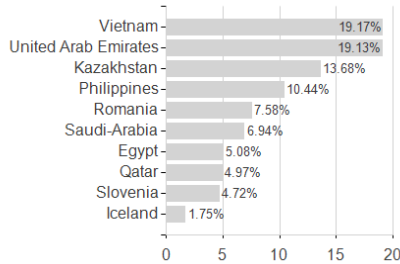
Assets



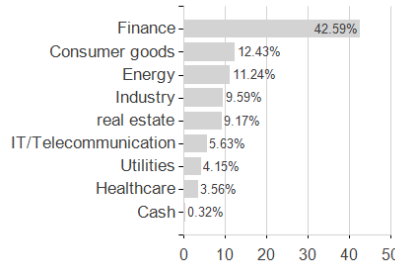
Largest positions



Countries



Branches



Currencies

