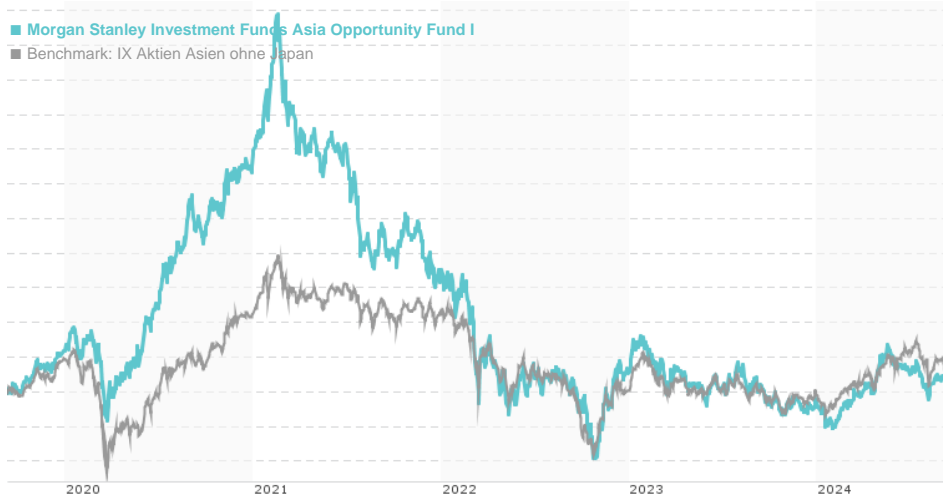


Morgan Stanley Investment Funds Asia Opportunity Fund I / LU1378878869 / A2AF56 / MSIM Fund M. (IE)

Last 09/09/2024 ¹	Region	Branch	Type of yield	Type
49.29 USD	Asia (excl. Japan)	Mixed Sectors	reinvestment	Equity Fund



Risk key figures

SRI	1	2	3	4	5	6	7	
Mountain-View Funds Rating ²							EDA ³	73

Yearly Performance

2023	-7.07%
2022	-21.92%
2021	-20.39%
2020	+51.75%
2019	+41.64%

Master data		Conditions		Other figures	
Fund type	Single fund	Issue surcharge	3.00%	Minimum investment	UNT 0
Category	Equity	Planned administr. fee	0.00%	Savings plan	-
Sub category	Mixed Sectors	Deposit fees	0.00%	UCITS / OGAW	Yes
Fund domicile	Luxembourg	Redemption charge	2.00%	Performance fee	0.00%
Tranch volume	(03/20/2024) USD 207.43 mill.	Ongoing charges	-	Redeployment fee	0.00%
Total volume	(09/09/2024) USD 2,985.71 mill.	Dividends		Investment company	
Launch date	3/31/2016	MSIM Fund M. (IE) Junghofstrasse 13-15, 60311, Frankfurt Germany https://www.morganstanley.com			
KEST report funds	Yes				
Business year start	01.01.				
Sustainability type	-				
Fund manager	Kristian Heugh, Anil Agarwal, Alastair Pang, Jeremy Wu				

Performance	1M	6M	YTD	1Y	2Y	3Y	5Y	Since start
Performance	+1.32%	+6.07%	+5.70%	+2.20%	+0.92%	-28.48%	+2.92%	+97.16%
Performance p.a.	-	-	-	+2.20%	+0.46%	-10.56%	+0.58%	+8.37%
Sharpe ratio	1.21	0.59	0.31	-0.08	-0.14	-0.56	-0.12	0.23
Volatility	10.86%	15.25%	15.77%	15.99%	21.29%	24.93%	24.37%	21.52%
Worst month	-	-2.64%	-8.51%	-8.51%	-13.59%	-13.59%	-16.50%	-16.50%
Best month	-	6.33%	7.43%	7.43%	25.33%	25.33%	25.33%	25.33%
Maximum loss	-1.88%	-13.81%	-13.81%	-13.81%	-22.68%	-46.56%	-61.20%	-

Distribution permission

Austria, Germany, Switzerland, Czech Republic

¹ Important note on update status: The displayed date refers exclusively to the calculation of the NAV.

² The Mountain-View Data Fund Rating calculates a comparative ranking for funds using yield, volatility and trend data. For more information visit [MVD Funds Rating](#)

DISCLAIMER: The information on this page are for informational purposes only and should neither an offer to sell nor a solicitation for the purchase of the security or recommendation in favor of the security to be understood. baha GmbH assumes no liability despite thorough searches for the accuracy of the data.

Funds data from: www.mountain-view.com. Fact Sheet created by: www.baha.com

Morgan Stanley Investment Funds Asia Opportunity Fund I / LU1378878869 / A2AF56 / MSIM Fund M. (IE)

Investment strategy

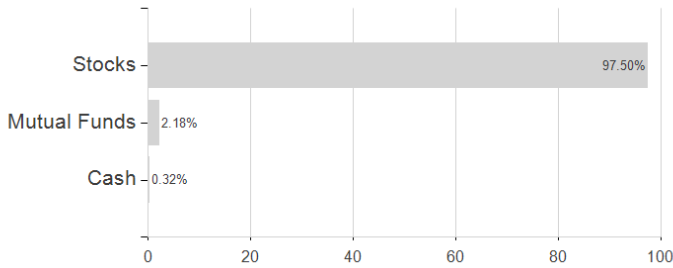
To invest in companies, located in Asia excluding Japan, that the Investment Adviser believes have sustainable competitive advantages and are undervalued at the time of investment. As an essential and integrated part of the investment process, the Investment Adviser assesses relevant factors material to long-term sustainably high returns including ESG factors and seeks to engage with company management teams as part of this.

Investment goal

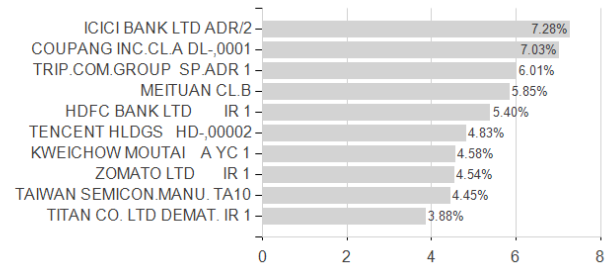
Long term growth of your investment. At least 70% of the Fund's investments will be in company shares, including depositary receipts and China A-Shares via Stock Connect.

Assessment Structure

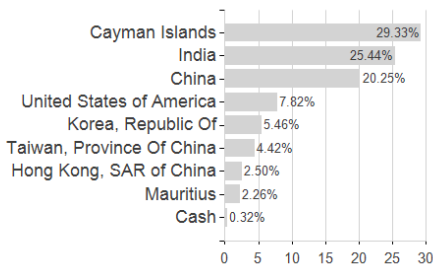
Assets



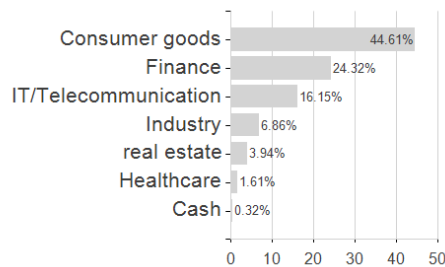
Largest positions



Countries



Branches



Currencies

