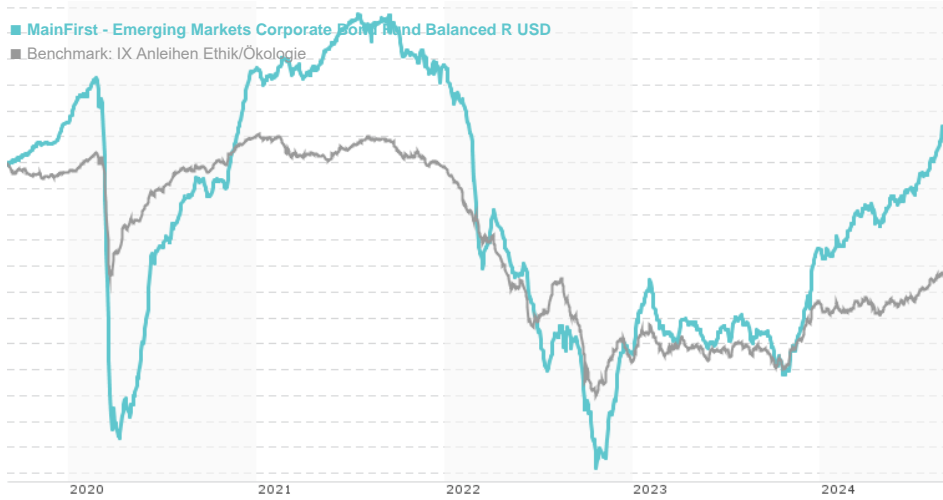


MainFirst - Emerging Markets Corporate Bond Fund Balanced R USD / LU1004824014 / A1XAWB / ETHENEA Ind. Inv.

Last 08/30/2024 ¹	Region	Branch	Type of yield	Type
137.99 USD	Emerging Markets	Corporate Bonds	reinvestment	Fixed-Income Fund



Risk key figures

SRI	1	2	3	4	5	6	7
Mountain-View Funds Rating ²	EDA ³						
	73						

Yearly Performance

2023	+9.49%
2022	-20.73%
2021	+0.25%
2020	+4.03%
2019	+14.44%

Master data		Conditions		Other figures	
Fund type	Single fund	Issue surcharge	5.00%	Minimum investment	UNT 0
Category	Bonds	Planned administr. fee	0.00%	Savings plan	-
Sub category	Corporate Bonds	Deposit fees	0.00%	UCITS / OGAW	Yes
Fund domicile	Luxembourg	Redemption charge	0.00%	Performance fee	0.00%
Tranch volume	(08/30/2024) USD 15.22 mill.	Ongoing charges	-	Redeployment fee	0.00%
Total volume	(08/30/2024) USD 67.57 mill.	Dividends		Investment company	
Launch date	3/26/2014	ETHENEA Ind. Inv.			
KESt report funds	Yes	16 rue Gabriel Lippmann, 5365, Munsbach			
Business year start	01.01.	Luxembourg			
Sustainability type	Ethics/ecology	https://www.ethenea.com			
Fund manager	MainFirst Affiliated Fund Managers (Switzerland) AG				

Performance	1M	6M	YTD	1Y	2Y	3Y	5Y	Since start
Performance	+2.40%	+7.19%	+9.19%	+17.04%	+17.15%	-8.13%	+2.01%	+37.99%
Performance p.a.	-	-	-	+16.99%	+8.22%	-2.78%	+0.40%	+3.13%
Sharpe ratio	5.85	3.09	3.02	3.05	0.89	-1.09	-0.49	-0.07
Volatility	4.92%	3.67%	3.55%	4.44%	5.33%	5.77%	6.38%	4.99%
Worst month	-	-1.38%	-1.38%	-2.07%	-6.57%	-6.57%	-23.43%	-23.43%
Best month	-	2.11%	5.44%	5.44%	6.31%	6.31%	7.97%	7.97%
Maximum loss	-0.87%	-1.83%	-1.83%	-3.96%	-12.22%	-31.45%	-31.46%	-

Distribution permission

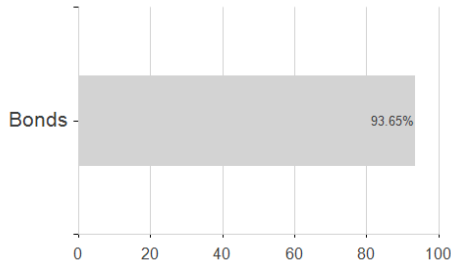
Austria, Germany, Switzerland, Luxembourg, Czech Republic

1 Important note on update status: The displayed date refers exclusively to the calculation of the NAV.
 2 The Mountain-View Data Fund Rating calculates a comparative ranking for funds using yield, volatility and trend data. For more information visit [MVD Funds Rating](#)
 3 Displays the Ethical-Dynamical Ratio calculated according to standard criteria. The maximum value is 100. For more information visit [EDA](#)

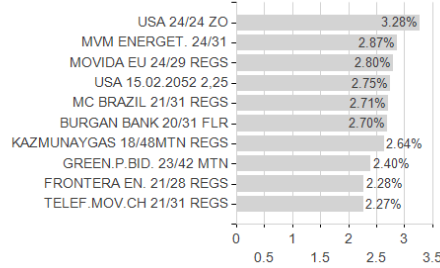
MainFirst - Emerging Markets Corporate Bond Fund Balanced R USD / LU1004824014 / A1XAWB / ETHENEA Ind. Inv.

Assessment Structure

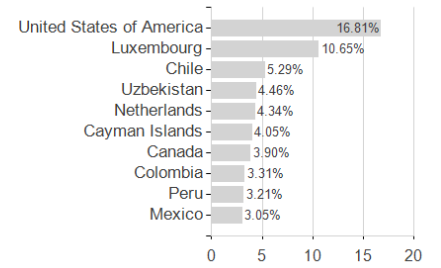
Assets



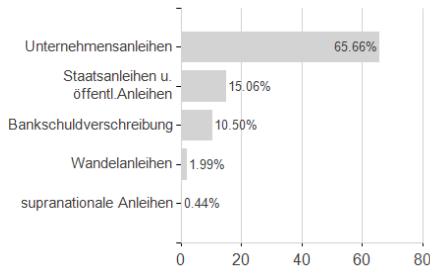
Largest positions



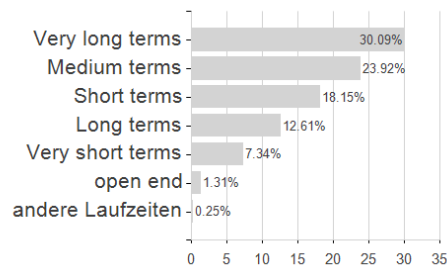
Countries



Issuer



Duration



Currencies

