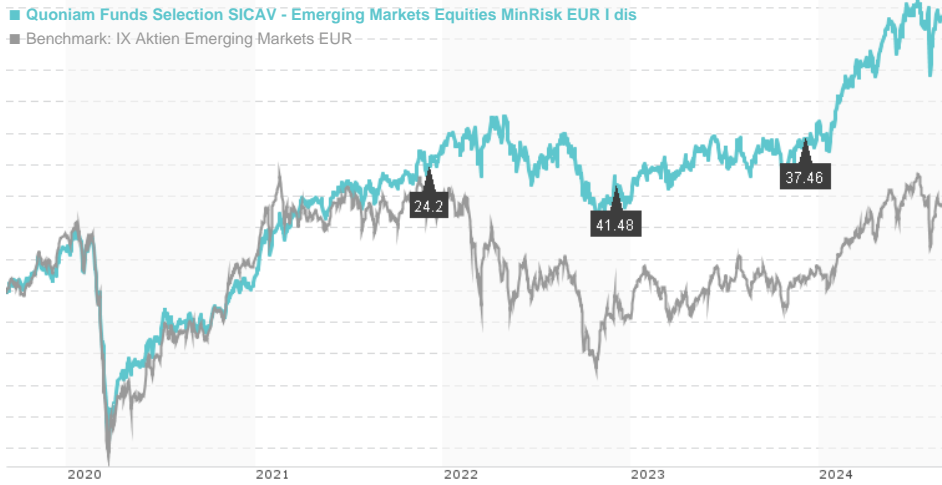


Quoniam Funds Selection SICAV - Emerging Markets Equities MinRisk EUR I dis / LU1120174450 / A12C7C / Union

Last 09/03/2024 ¹	Region	Branch	Type of yield	Type
1307.06 EUR	Emerging Markets	Mixed Sectors	paying dividend	Equity Fund



Risk key figures

SRI	1	2	3	4	5	6	7
Mountain-View Funds Rating ²	EDA ³						
	73						

Yearly Performance

2023	+10.59%
2022	-6.29%
2021	+19.32%
2020	-3.87%
2019	+15.53%

Master data		Conditions		Other figures	
Fund type	Single fund	Issue surcharge	0.00%	Minimum investment	EUR 1,000,000.00
Category	Equity	Planned administr. fee	0.00%	Savings plan	-
Sub category	Mixed Sectors	Deposit fees	0.00%	UCITS / OGAW	Yes
Fund domicile	Luxembourg	Redemption charge	0.00%	Performance fee	0.00%
Tranch volume	(09/03/2024) USD 308.23 mill.	Ongoing charges	-	Redeployment fee	0.00%
Total volume	(09/03/2024) USD 460.09 mill.	Dividends		Investment company	
Launch date	11/28/2014	04.12.2023	37.46 EUR	Union Investment(LU)	
KESt report funds	Yes	02.12.2022	41.48 EUR	308, route d'Esch, 1471, Luxembourg	
Business year start	01.10.	02.12.2021	24.20 EUR	Luxembourg	
Sustainability type	-	02.12.2020	25.14 EUR	https://www.union-investment.lu	
Fund manager	-	03.12.2019	28.13 EUR		

Performance	1M	6M	YTD	1Y	2Y	3Y	5Y	Since start
Performance	+6.77%	+6.81%	+13.25%	+16.49%	+16.53%	+21.71%	+45.55%	+66.56%
Performance p.a.	-	-	-	+16.49%	+7.96%	+6.76%	+7.79%	+5.36%
Sharpe ratio	6.62	0.80	1.35	1.10	0.39	0.28	0.32	0.14
Volatility	18.81%	13.27%	12.51%	11.90%	11.69%	11.71%	13.38%	13.78%
Worst month	-	-0.57%	-0.57%	-3.25%	-6.43%	-6.43%	-16.49%	-16.49%
Best month	-	5.08%	5.44%	5.44%	5.54%	5.54%	8.59%	9.58%
Maximum loss	-1.26%	-8.24%	-8.24%	-8.24%	-10.04%	-13.32%	-30.74%	-

Distribution permission

Austria, Germany, Switzerland, Luxembourg

¹ Important note on update status: The displayed date refers exclusively to the calculation of the NAV.

² The Mountain-View Data Fund Rating calculates a comparative ranking for funds using yield, volatility and trend data. For more information visit [MVD Funds Rating](#)

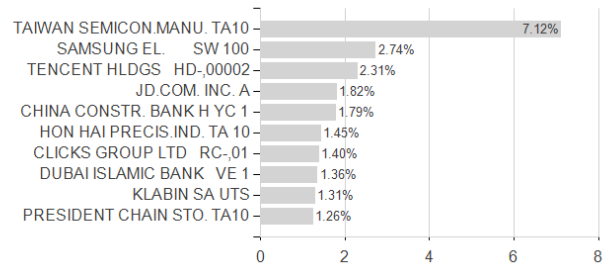
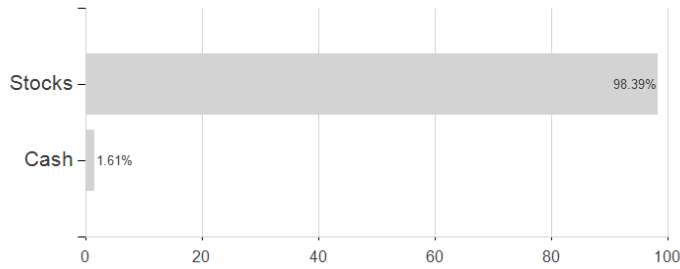
³ Displays the Ethical-Dynamical Ratio calculated according to standard criteria. The maximum value is 100. For more information visit [EDA](#)

Quoniam Funds Selection SICAV - Emerging Markets Equities MinRisk EUR I dis / LU1120174450 / A12C7C / Union

Assessment Structure

Assets

Largest positions



Countries

Branches

Currencies

