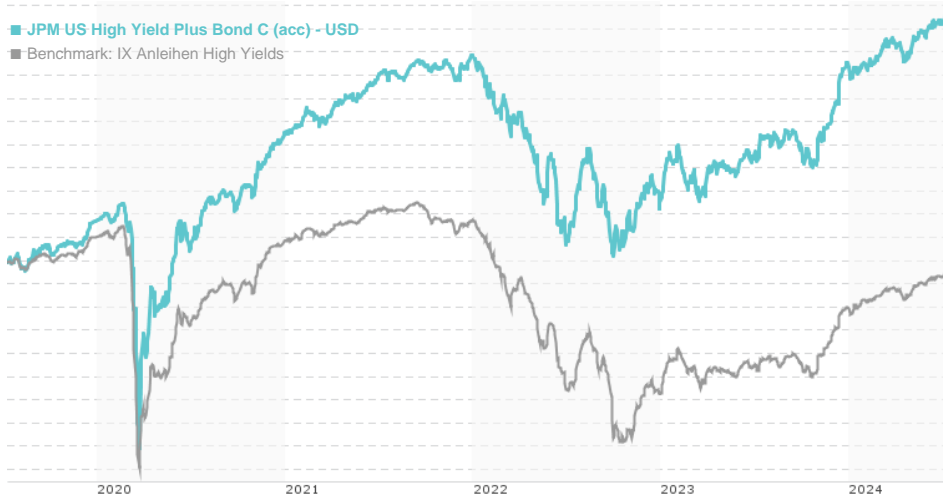


JPM US High Yield Plus Bond C (acc) - USD / LU0749328273 / A1JUC1 / JPMorgan AM (EU)

Last 07/09/2024 <sup>1</sup>	Country	Branch	Type of yield	Type
145.94 USD	United States of America	Corporate Bonds	reinvestment	Fixed-Income Fund



Risk key figures

SRI	1	2	3	4	5	6	7
Mountain-View Funds Rating <sup>2</sup>	EDA <sup>3</sup>						
	69						

Yearly Performance

2023	+11.53%
2022	-10.68%
2021	+5.85%
2020	+7.39%
2019	+13.96%

Master data		Conditions		Other figures	
Fund type	Single fund	Issue surcharge	0.00%	Minimum investment	USD 10,000,000.00
Category	Bonds	Planned administr. fee	0.00%	Savings plan	-
Sub category	Corporate Bonds	Deposit fees	0.00%	UCITS / OGAW	Yes
Fund domicile	Luxembourg	Redemption charge	0.00%	Performance fee	0.00%
Tranch volume	(07/09/2024) USD 1.40 mill.	Ongoing charges	-	Redeployment fee	0.00%
Total volume	(07/09/2024) USD 108.62 mill.	Dividends		Investment company	
Launch date	4/20/2015	JPMorgan AM (EU)			
KESt report funds	Yes	PO Box 275, 2012, Luxembourg			
Business year start	01.07.	Luxembourg			
Sustainability type	-	https://www.jpmorganassetmanagement.de			
Fund manager	Robert Cook, James P Shanahan Jr., Jeffrey Lovell, Thomas Hauser				

Performance	1M	6M	YTD	1Y	2Y	3Y	5Y	Since start
Performance	+0.93%	+4.32%	+3.50%	+11.30%	+17.32%	+4.21%	+20.96%	+45.94%
Performance p.a.	-	-	-	+11.30%	+8.33%	+1.38%	+3.88%	+4.18%
Sharpe ratio	3.53	1.71	1.01	1.88	0.84	-0.40	0.03	0.08
Volatility	2.47%	3.01%	3.14%	4.05%	5.50%	5.72%	6.87%	5.77%
Worst month	-	-0.82%	-0.82%	-1.47%	-4.74%	-6.91%	-9.27%	-9.27%
Best month	-	1.31%	3.75%	4.11%	6.17%	6.17%	6.17%	6.17%
Maximum loss	-0.44%	-1.77%	-1.77%	-2.87%	-8.44%	-14.68%	-20.05%	-

Distribution permission

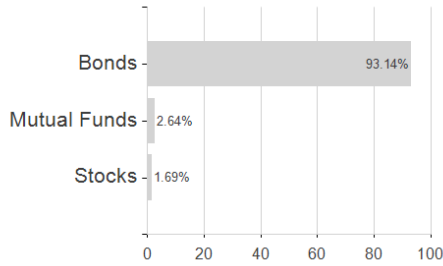
Austria, Germany, Switzerland, Luxembourg

1 Important note on update status: The displayed date refers exclusively to the calculation of the NAV.  
 2 The Mountain-View Data Fund Rating calculates a comparative ranking for funds using yield, volatility and trend data. For more information visit [MVD Funds Rating](#)  
 3 Displays the Ethical-Dynamical Ratio calculated according to standard criteria. The maximum value is 100. For more information visit [EDA](#)

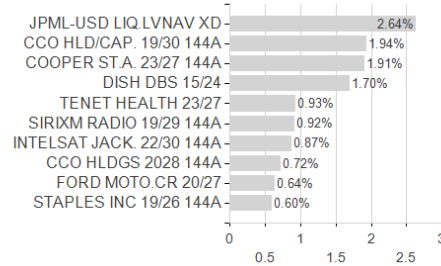
**JPM US High Yield Plus Bond C (acc) - USD / LU0749328273 / A1JUC1 / JPMorgan AM (EU)**

Assessment Structure

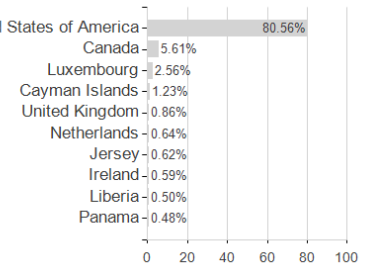
Assets



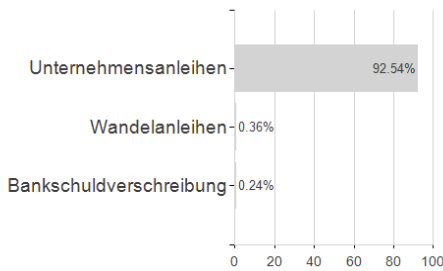
Largest positions



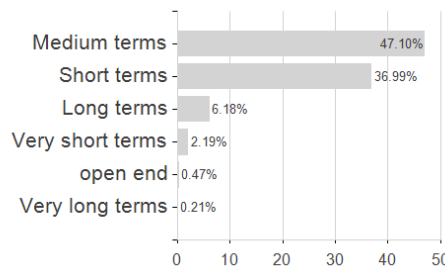
Countries



Issuer



Duration



Currencies

