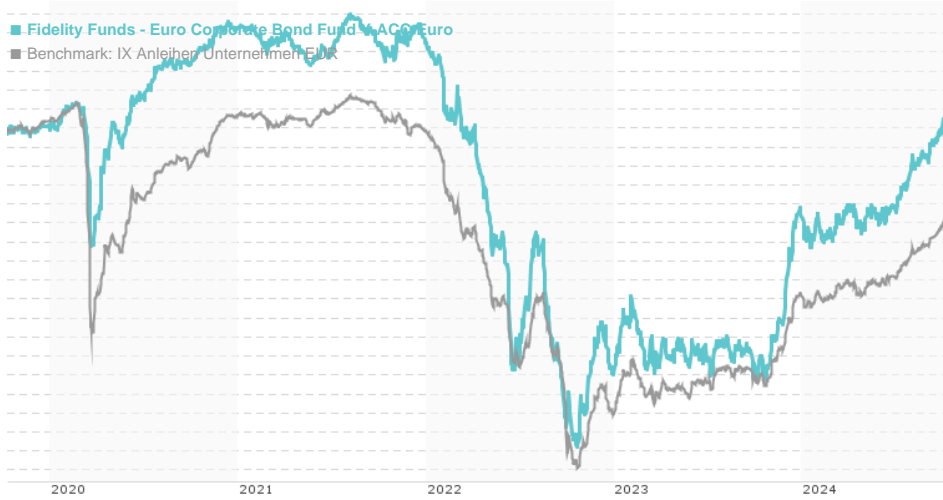


Fidelity Funds - Euro Corporate Bond Fund Y-ACC-Euro / LU0370787359 / A0RM74 / FIL IM (LU)

Last 10/08/2024 <sup>1</sup>	Region	Branch	Type of yield	Type
34.52 EUR	Worldwide	Corporate Bonds	reinvestment	Fixed-Income Fund



Risk key figures

SRI	1	2	3	4	5	6	7
Mountain-View Funds Rating <sup>2</sup>	EDA <sup>3</sup>						
	58						

Yearly Performance

2023	+9.61%
2022	-16.65%
2021	-0.79%
2020	+5.37%
2019	+8.04%

Master data		Conditions		Other figures	
Fund type	Single fund	Issue surcharge	0.00%	Minimum investment	USD 2,500.00
Category	Bonds	Planned administr. fee	0.00%	Savings plan	-
Sub category	Corporate Bonds	Deposit fees	0.00%	UCITS / OGAW	Yes
Fund domicile	Luxembourg	Redemption charge	0.00%	Performance fee	0.00%
Tranch volume	(10/08/2024) EUR 125.43 mill.	Ongoing charges	-	Redeployment fee	0.00%
Total volume	(09/30/2024) EUR 445.17 mill.	<b>Dividends</b>		<b>Investment company</b>	
Launch date	6/12/2009	FIL IM (LU)			
KESt report funds	Yes	Kärntner Straße 9, Top 8, 1010, Wien			
Business year start	01.05.	Austria			
Sustainability type	-	https://www.fidelity.at			
Fund manager	Ario Emami Nejad, Daniel Ushakov, Rick Patel				

Performance	1M	6M	YTD	1Y	2Y	3Y	5Y	Since start
Performance	+0.32%	+4.04%	+4.32%	+13.55%	+18.63%	-4.35%	-0.58%	+85.59%
Performance p.a.	-	-	-	+13.55%	+8.93%	-1.47%	-0.12%	+4.12%
Sharpe ratio	0.22	1.24	0.58	2.27	0.99	-0.76	-0.64	0.23
Volatility	3.77%	4.00%	4.13%	4.55%	5.73%	6.28%	5.31%	3.76%
Worst month	-	-1.32%	-1.36%	-1.36%	-2.35%	-5.97%	-5.97%	-5.97%
Best month	-	2.38%	4.42%	4.42%	4.42%	6.80%	6.80%	6.80%
Maximum loss	-1.03%	-1.59%	-1.63%	-2.20%	-4.81%	-21.06%	-21.44%	-

Distribution permission

Austria, Germany, Switzerland, Czech Republic

<sup>1</sup> Important note on update status: The displayed date refers exclusively to the calculation of the NAV.

<sup>2</sup> The Mountain-View Data Fund Rating calculates a comparative ranking for funds using yield, volatility and trend data. For more information visit [MVD Funds Rating](#)

<sup>3</sup> Displays the Ethical-Dynamical Ratio calculated according to standard criteria. The maximum value is 100. For more information visit [EDA](#)

DISCLAIMER: The information on this page are for informational purposes only and should neither an offer to sell nor a solicitation for the purchase of the security or recommendation in favor of the security to be understood. baha GmbH assumes no liability despite thorough searches for the accuracy of the data.

Funds data from: www.mountain-view.com. Fact Sheet created by: www.baha.com

## Fidelity Funds - Euro Corporate Bond Fund Y-ACC-Euro / LU0370787359 / A0RM74 / FIL IM (LU)

### Investment strategy

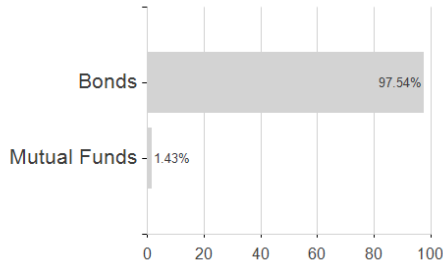
The fund invests at least 70% of its assets, in Euro denominated corporate debt securities. The fund may also invest in money market instruments on an ancillary basis. The fund invests at least 50% if its assets in securities of issuers with favourable environmental, social and governance (ESG) characteristics. In actively managing the fund, the Investment Manager uses in-house research and investment capabilities to identify suitable opportunities across bond issuers, sectors, geographies, and security types. This may include an assessment of bond issuers' creditworthiness, macroeconomic factors, and valuations.

### Investment goal

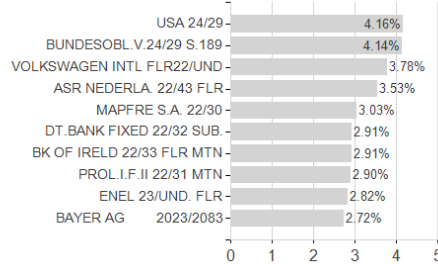
The fund aims to achieve capital growth over time and provide income.

### Assessment Structure

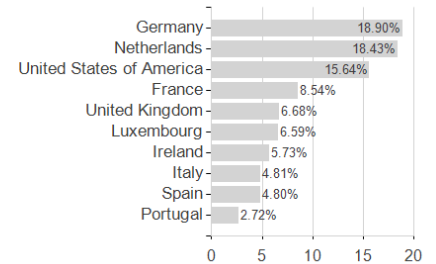
#### Assets



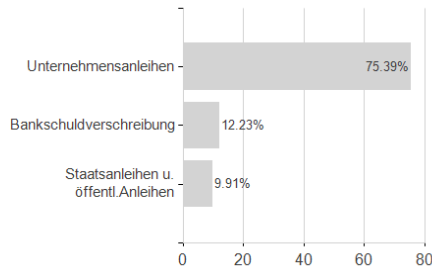
#### Largest positions



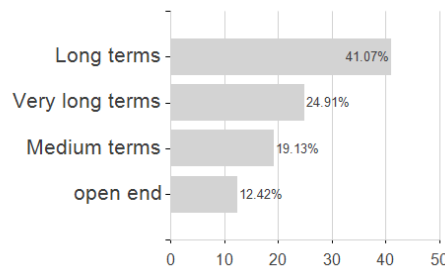
#### Countries



#### Issuer



#### Duration



#### Currencies

