

AMUNDI ETF STOXX EUROPE 50 UCITS ETF / FR0010790980 / A0X9QJ / Amundi AM (FR)

Last 08/22/2024 ¹	Region	Branch	Type of yield	Type
119.51 EUR	Europe	ETF Stocks	reinvestment	Alternative Investm.



Risk key figures

SRI	1	2	3	4	5	6	7
Mountain-View Funds Rating ²	EDA ³						
	▲▲▲▲▲▲▲						

Yearly Performance

2023	+15.28%
2022	-1.67%
2021	+26.14%
2020	-6.23%
2019	+27.52%

Master data		Conditions		Other figures	
Fund type	Single fund	Issue surcharge	3.00%	Minimum investment	UNT 1
Category	Equity	Planned administr. fee	0.00%	Savings plan	-
Sub category	ETF Stocks	Deposit fees	0.00%	UCITS / OGAW	Yes
Fund domicile	France	Redemption charge	3.00%	Performance fee	0.00%
Tranch volume	(08/22/2024) EUR 518.57 mill.	Ongoing charges	-	Redeployment fee	0.00%
Total volume	(08/22/2024) EUR 518.57 mill.	Dividends		Investment company	
Launch date	9/22/2009	Amundi AM (FR)			
KESt report funds	Yes	90 boulevard Pasteur, 75015, Paris			
Business year start	01.01.	France			
Sustainability type	-	www.amundi.fr/			
Fund manager	-				

Performance	1M	6M	YTD	1Y	2Y	3Y	5Y	Since start
Performance	+0.71%	+6.73%	+12.15%	+17.53%	+29.67%	+34.15%	+66.00%	+194.21%
Performance p.a.	-	-	-	+17.48%	+13.85%	+10.29%	+10.66%	+7.50%
Sharpe ratio	0.33	0.98	1.59	1.41	0.91	0.50	0.43	0.25
Volatility	15.51%	10.59%	10.17%	9.92%	11.30%	13.45%	16.66%	16.07%
Worst month	-	-0.12%	-0.12%	-2.73%	-4.73%	-6.02%	-10.28%	-10.57%
Best month	-	3.99%	3.99%	4.68%	7.28%	7.28%	13.20%	13.20%
Maximum loss	-5.66%	-7.42%	-7.42%	-7.42%	-9.45%	-12.22%	-32.36%	-

Distribution permission

Germany

1 Important note on update status: The displayed date refers exclusively to the calculation of the NAV.
 2 The Mountain-View Data Fund Rating calculates a comparative ranking for funds using yield, volatility and trend data. For more information visit [MVD Funds Rating](#)
 3 Displays the Ethical-Dynamical Ratio calculated according to standard criteria. The maximum value is 100. For more information visit [EDA](#)

AMUNDI ETF STOXX EUROPE 50 UCITS ETF / FR0010790980 / A0X9QJ / Amundi AM (FR)

Investment strategy

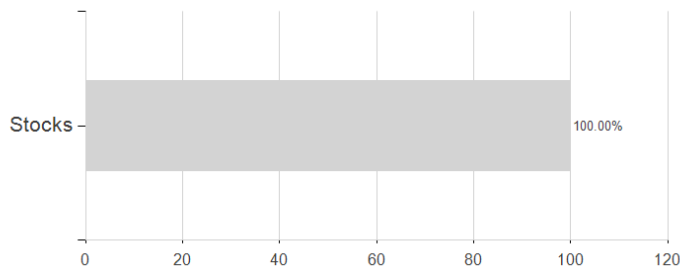
In order to replicate the Index, the UCITS exchanges the performance of the assets held by the Fund against that of the Index by concluding a forward exchange contract or "total return swap" (synthetic replication of the Index). The Fund's net income as well as its net realised capital gains are reinvested or redistributed at the discretion of the management company.

Investment goal

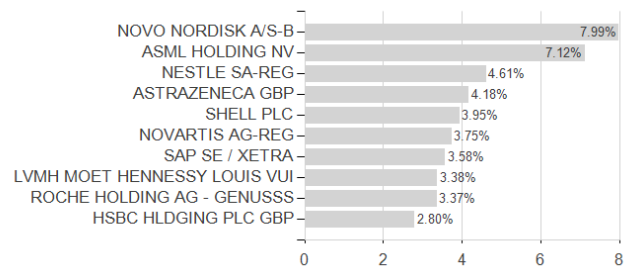
By subscribing to AMUNDI ETF STOXX EUROPE 50 UCITS ETF, you are investing in a passive management UCITS whose objective is to replicate, as accurately as possible, the performance of the STOXX Europe 50 index (the "Index"), regardless of its performance, positive or negative. The maximum tracking error objective between the growth of the net asset value of the Fund and that of the Index is 2%. The Index, net dividends reinvested (the net tax dividends paid by the equities composing the index are included in the calculation of the index), denominated in euro, is calculated and published by the index provider STOXX. You are exposed to currency risk between the currencies of the equities making up the Index and the currency of the Fund. The equities included in the STOXX Europe 50 index come from the top 50 stocks of 18 European countries. The Index's equities cover all economic sectors and are chosen for their level of market capitalisation, liquidity and sectoral weight.

Assessment Structure

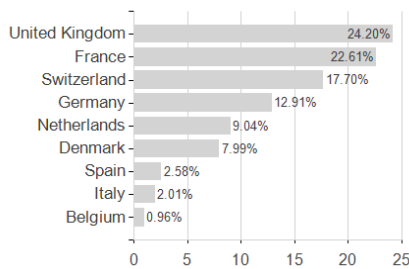
Assets



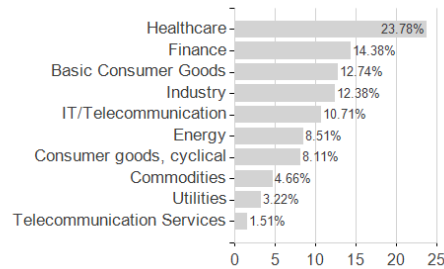
Largest positions



Countries



Branches



Currencies

